


Installation & Assembly

Compression Sofa(L Shaped)

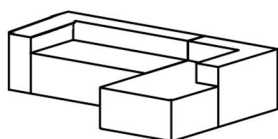


To fully enjoy the comfort and functionality of your new sofa, please follow these steps to help it regain its original shape after unboxing:

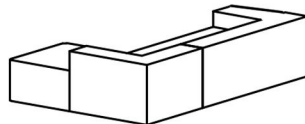
1. **Pat the Sofa:** Gently pat the sofa on each side several times to assist in reshaping it. Start by patting one side, then repeat on the other.
2. **Flip the Sofa:** Turn the sofa over and repeat the patting process to ensure even reshaping on all sides.
3. **Rotate the Sofa:** Rotate the sofa 180 degrees so the back is facing down, and repeat the patting to further restore its shape.
4. **Lightly Tap and Press:** Lightly tap, knock, and press on the sofa to help it regain its original shape and improve overall comfort.
5. **Smooth the Fabric:** If wrinkles appear on the sofa fabric, use a garment steamer to smooth them out for a more polished appearance.

Notice:

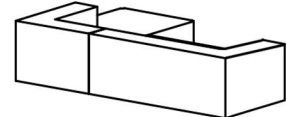
1. Due to compression during packaging for more efficient shipping, the fabric may have wrinkles. These wrinkles will gradually disappear over time.
2. Please be patient and allow the sofa to return to its fully fluffy state, which may take anywhere from 72 hours to one week. If you experience any issues such as insufficient rebound height, fabric wrinkles, fabric color variance, incorrect sofa orientation, or need assistance, please don't hesitate to contact our customer service team.



STEP 1
*Open the box and
pat the sofa*



STEP 2
*Flip the sofa and
continue to pat it*



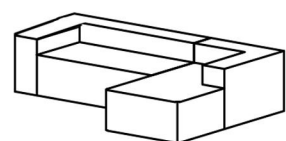
STEP 3
*Flip the sofa and
continue to pat it*



FINISH



STEP 5
Pat the pillow



STEP 4
Smooth the fabric