

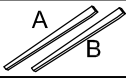
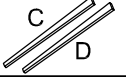





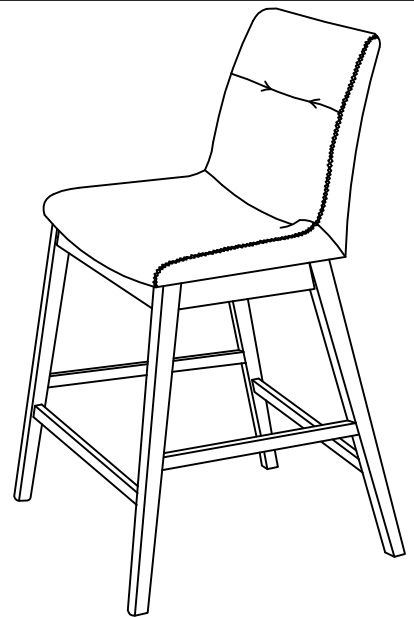


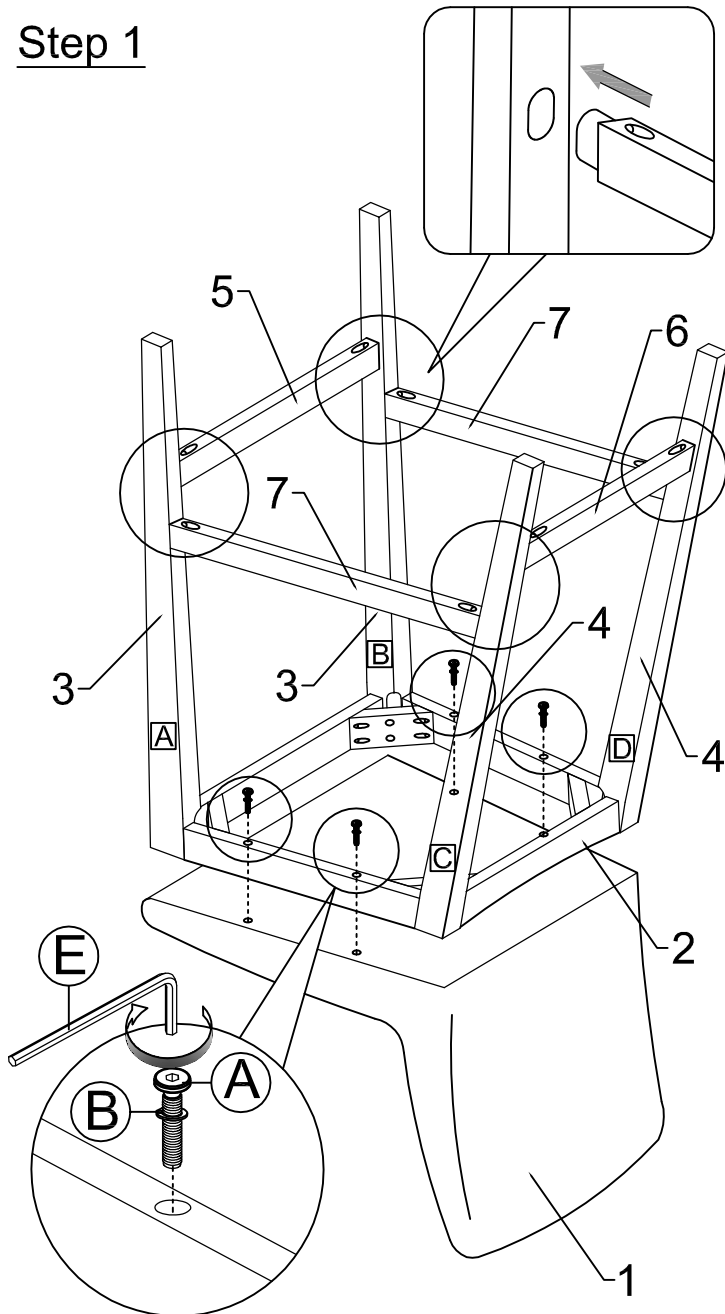
# ASSEMBLY INSTRUCTIONS

PART LIST		
1	Chair Body 	1 PC
2	Seat Frame 	1 PC
3	Front Leg 	2 PCS
4	Back Leg 	2 PCS
5	STRETCHER (Long) 	1 PC
6	STRETCHER (Short) 	1 PC
7	STRETCHER (Left & Right) 	2 PCS

HARDWARE LIST		
A	JCBC M6 X 60mm 	12 PCS
B	Spring Washer 	12 PCS
C	Flat Washer 	8 PCS
D	CSK SCREW 	8 PCS
E	Allen Key 	1 PC



## Step 1



## Step 2

