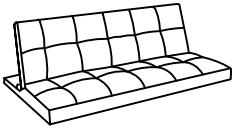


USE AND MAINTENANCE

- Use on level surfaces only
- Because this product needs assembly, it is prone to working itself loose from time to time depending on the use. Please take the time to check that all connections are still tight and working properly for safety.
- Only clean using a damp cloth and mild detergent, do not use bleach or abrasive cleaners.

Button Tufted Sofa Bed

PART LIST



1 - Futon Assembly x1



2 - Fabric Protector x4

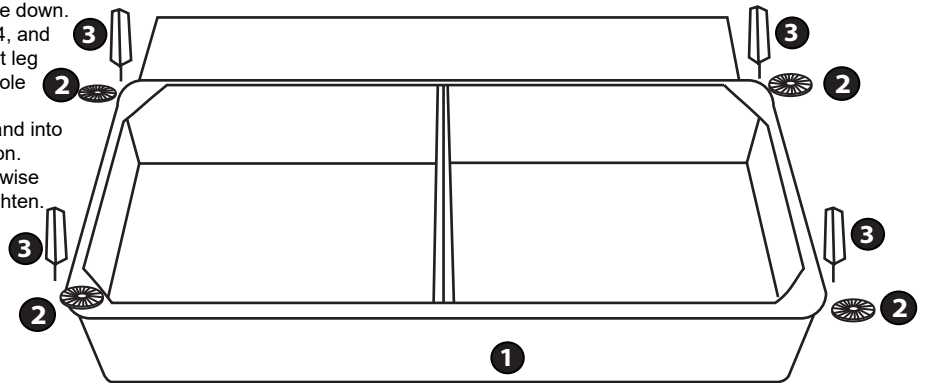


3 - Leg x4

Assembly Instructions


①

Select and lay flat 1 assembly and turn over upside down. Select 2 x4, and 3 x4. Insert leg post into hole the fabric protector and into hole in futon. Turn clockwise to hand tighten.

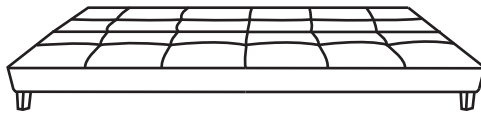


②

Turn the unit upright. To adjust the backrest position pull the backrest forward first until it clicks to release and then push it back to flat and pull up to recline at desired position.



③



To sleep - pull backrest forward until it clicks to release and then push backward to lay flat.

