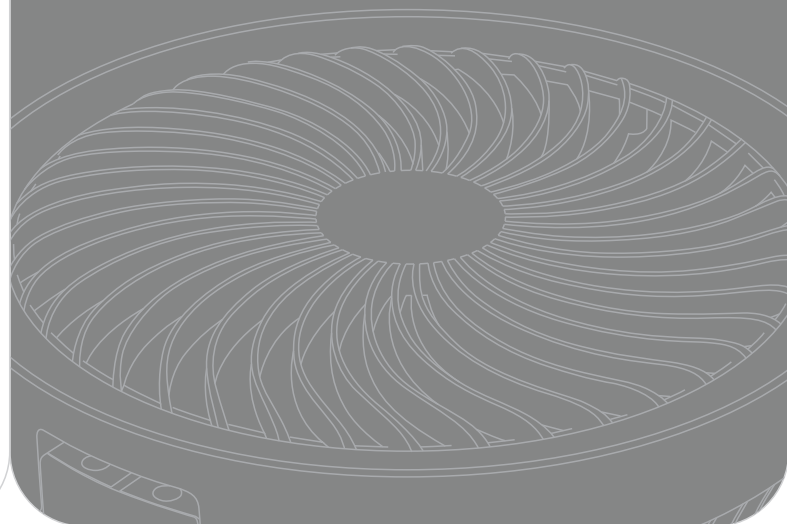


mollie

mollie

USB FAN

Instruction Manual
A25-TBF-002-8IN-WH



Service Guarantee

One-year warranty for the functional features of this product.
The start date of the warranty date is based on the date of purchase of the product.
1) When replacing parts or enjoying maintenance service, the order number should be provided to online customer service;
2) If there are quality problems, you can take pictures to retain evidence to consult online customer service.

One of the following conditions is not covered by the warranty:
1. Damage caused by improper use, storage and maintenance by consumers;
2. Damage caused by disassembly and repair by the designated maintenance department of the company;
3. Damage caused by force majeure;
If the product is faulty, please contact our customer service center.

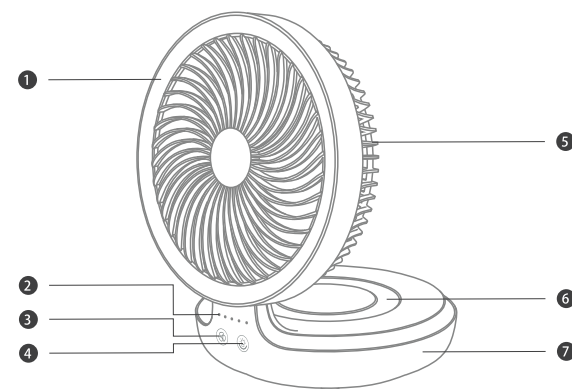
To Protect The Environment

This product contains recyclable materials. Recycling is disposed of in accordance with local laws and regulations.
By recycling and reusing, we protect our environment and make an important contribution to our environmental protection.

By recycling and reusing, we protect our environment and make an important contribution to our environmental protection.
The company is constantly committed to product development and innovation. If the appearance and technical parameters of the product are inconsistent or change with the actual product, please refer to the actual product. Guangdong Shunde Edon Creative Commodity Co., Ltd. reserves the right to change product design and specifications without prior notice. Interpretation of the right month of Guangdong Shunde Edon Creative Commodity Co., Ltd.

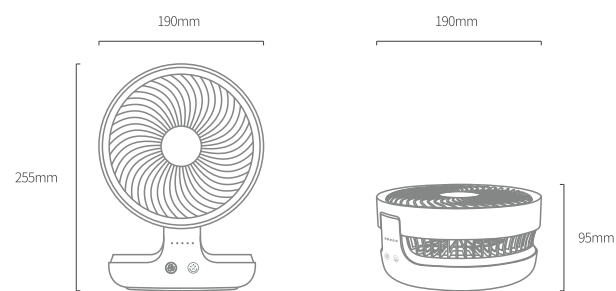
Basic Introduction

- A household fan, using the space aesthetics of young people to complete the cool experience.
- The elegant appearance of fan E808, which has never been seen before. Allows us to feel the beauty of the space design no matter where it is placed indoors.
- Fully streamlined design, an elegant curve never seen before.
- The curve triggers your desire to use, encourages you to feel the coolness.
- Soft and natural wind brings you comfort and admiration from the heart.











- 1 detachable front grille
- 2 indicator light
- 3 four-gear speed adjustment (touch)
- 4 rotation control (touch)
- 5 fixed back grille
- 6 night breathing lights
- 7 suspension rotating base

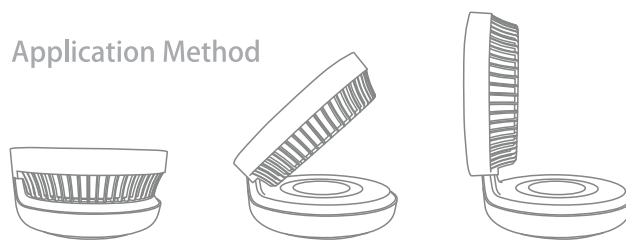
External Dimension



Basic Configuration

 Product model E808 suspension air circulating fan	 Power input DC5V=1A	 Rated voltage 3.7V
 Gear position 4-gear switch	 Operating hours 2-10h	 Battery specification 4000 mAh
 Charging time 3-4h	 Product weight 700±20g	

Application Method



- Take out the fan from the package.
- Connect the electric fan to the output DC 5V charger for charging. When charging, the red indicator light is on. When it is fully charged, it turns white.
- Manually adjust the flip fan up and down to the right angle.

Operating instructions

Body keys



⊗ Switch/gear key

In the off state, press and hold the ⊗ button for 2 seconds to turn on the fan. At this time, the fan will turn on the first gear speed, touch the ⊗ button again to turn on the second gear speed, three times to turn on the third gear speed, four times to turn on the fourth gear speed, and five times to turn off the fan. Its corresponding indicator will light up and cycle through.

Press and hold the ⊗ button for 2 seconds in any gear to turn off the fan, and this cycle is repeated.

⊗ Shaking head / light key

Touch the ⊗ key to turn on or turn off the shaking head function, and long press the ⊗ key to turn on or turn off the night light.

Power description

When the power of the fan is too low, the red indicator light on the panel flashes to remind you of power shortage, please charge it in time;
Connect the electric fan to the charger with output 5V=1A to charge, when charging, the red indicator light will be on for a long time, and it will turn to white light when fully charged;
During the charging process, only low-grade or mid-grade can be used. When the charging reaches 80%, all functions will return to normal.

Matters Needing Attention

- Make sure the input voltage is consistent before use (DC 5V/1A)
- In order to avoid electric shock, any part can not be in contact with water.
- No object blocks the inlet / outlet.
- Please do not give the elderly people, babies or people with reduced mobility a direct blow for a long time to avoid discomfort.
- Please do not put the fan in the bathroom, wet and hyperthermal place , in order not to damage the product.
- Keep the fan away from soft objects such as curtains to prevent it from getting caught in the fan.
- When the power cord or product is found to be damaged or unsafe, please stop using it and contact the product's service center for inspection and repair.
- Do not perform maintenance inspections yourself.
- Unplug the power cord before cleaning, repairing or moving the product.
- When the fan is not used for a long time, please unplug the power cord to avoid shortening the product life after a long time standby and cause accident or danger.
- Please do not let the children touch or play with the product.
- The product should be kept clean and regularly maintained.
- Do not let the people who is with disabilities, mental disabilities and lack of experience or knowledge of products(including children) use this product alone.
- If it is needed to use it, it must be used under the supervision of responsible adults.
- Do not disassemble the product yourself to avoid damage to the product and electric shock!
- Do not put your fingers and other body parts or debris into the air inlet / outlet to avoid injury and damage to the product.
- Do not put wet towels and wet rags on the product to avoid leakage and electric shock.
- Unplug the power cord when cleaning the product to avoid accidental electric shock.
- Before removing the protective cover, make sure that the fan is disconnected from the power supply. To avoid accidental touches of the buttons, attach the anti-touch sticker to store.

Cleaning And Storage

- Before cleaning, maintaining or moving the product, the product must be turned off and the power plug removed.
- It must be cleaned after the fan has completely stopped rotating to avoid injury.
- Do not immerse the power cord or the unit in water or wash it under the faucet.
- The internal parts of the fan shall not be stained with water.
- Do not use detergents, wire brushes, benzene, alcohol, vinegar or other volatile corrosive liquids to clean the product.
- Clean the surface of the fan with a slightly damp cloth.
- After cleaning, the product must be completely dry before connecting to the power supply.
- If it is not used for a long time, please store the product in the box and place it in a dry, cool and safe place.