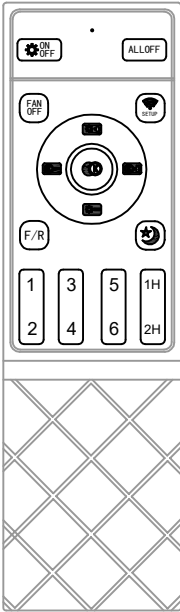
















Owner Manual



-  Remote control pair code: long press the "SET UP" key within 5 seconds after the lamp is just power-on, the buzzer rings 1 sound drop, indicating the success of the pair code.
-  **TUM OFF THE LIGHTS AND TURN ON THE LIGHTS**
-  **ALLOFF** General
-  night lamp
-  Three speed color temperature adjustment
-  Fan stop
 -  Long press or click on this key to increase the brightness. It makes a ticking sound at the brightest time.
 -  Long or click the key to turn dark. It makes a ticking noise in the darkest hour.
 -  Long press this key to increase the color temperature
 -  Long press this key, the color temperature drops
-  The aft turns/reverses
-  Countdown > 1 drop > 1hour
-  Countdown > 2 drop > 2hour
-  1, 2, 3, 4, 5, 6 Fan gear 1 gear minimum wind 6 gear is the maximum wind

