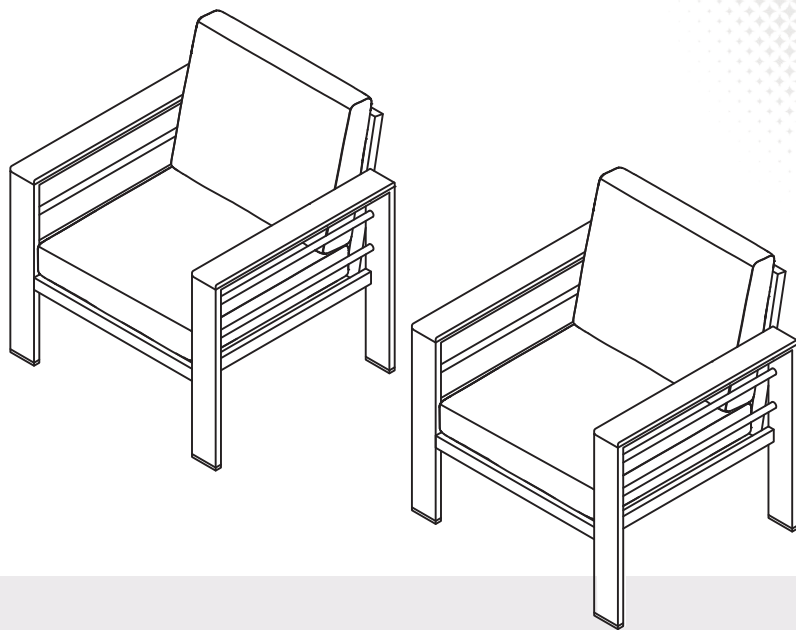


MANUAL INSTRUCTION

Aluminum single sofa



Aluminum single sofa

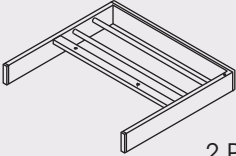
Reach us at:

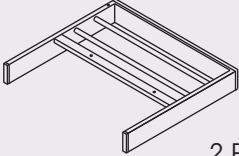
✉ service@kmcglobe-us.com

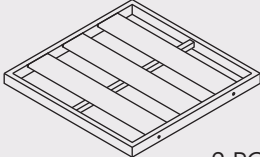
☎ (only us) +1 213-816-4788

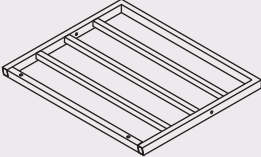
We offer a diverse range of products to
meet the needs of customers.

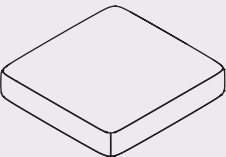
PARTS

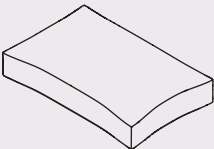
A Right Armrest

2 PCS

B Left Armrest

2 PCS

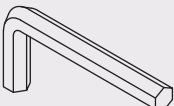
C Seat plate

2 PCS

D Back plate

2 PCS

E Seat cushion

2 PCS

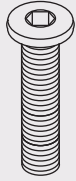
F Back cushion

2 PCS


HARDWARE

1 4MM

2 PCS

2 M6X35





12 PCS

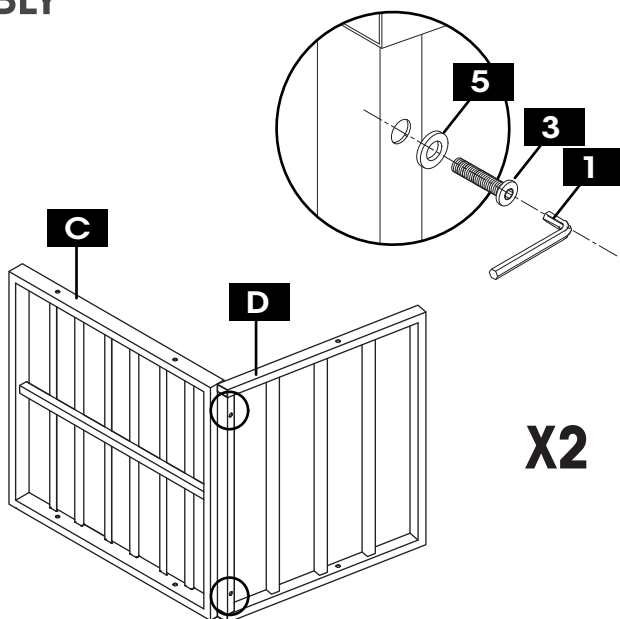
3 M6X45

4 PCS

5

16 PCS




I PRODUCT ASSEMBLY

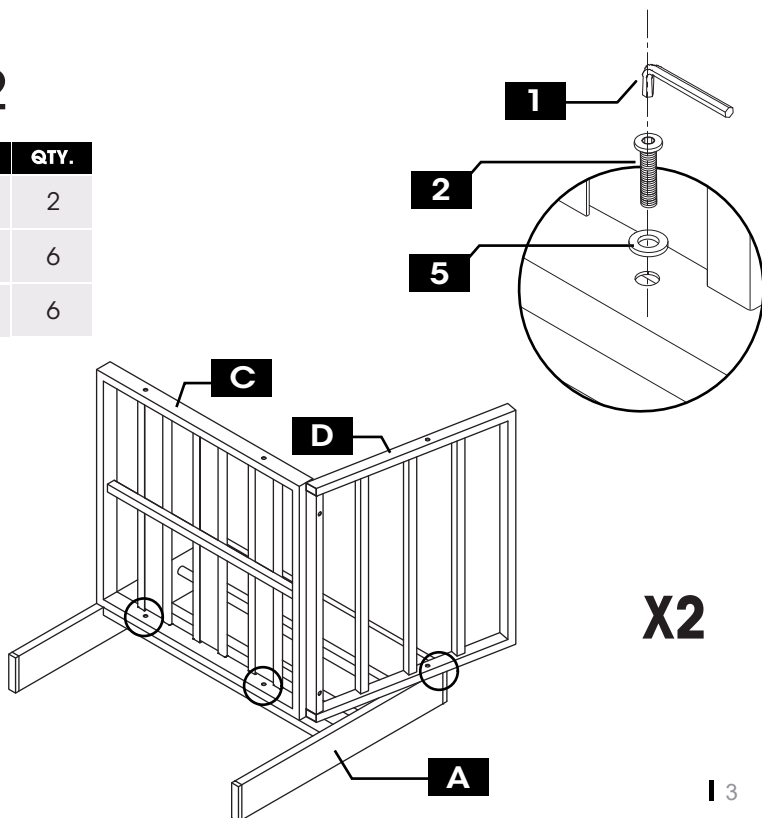
1 Step 1

PART	NO.	QTY.
	C	2
	D	2
	3	4
	5	4






2 Step 2

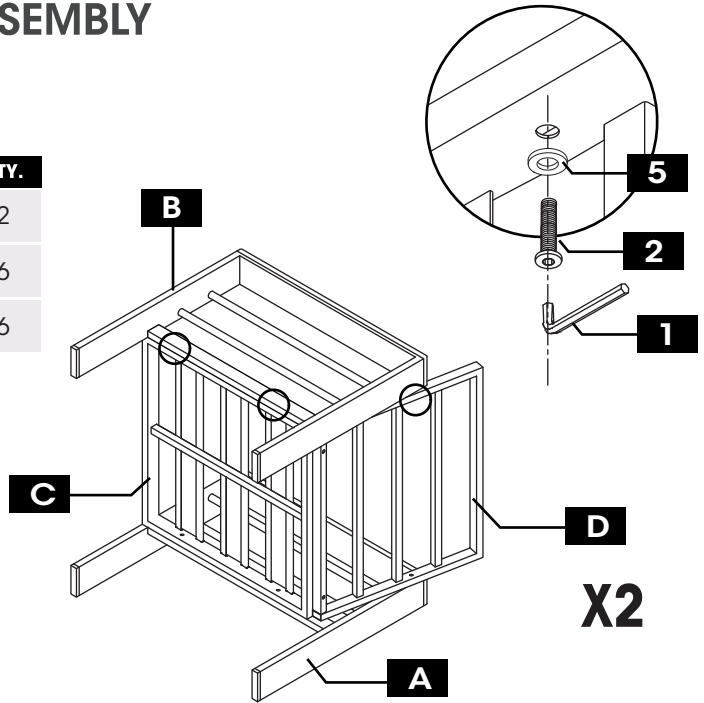
PART	NO.	QTY.
	A	2
	2	6
	5	6





I PRODUCT ASSEMBLY

3 Step 3

PART	NO.	QTY.
	B	2
	2	6
	5	6



4 Step 4

PART	NO.	QTY.
	E	2
	F	2

