












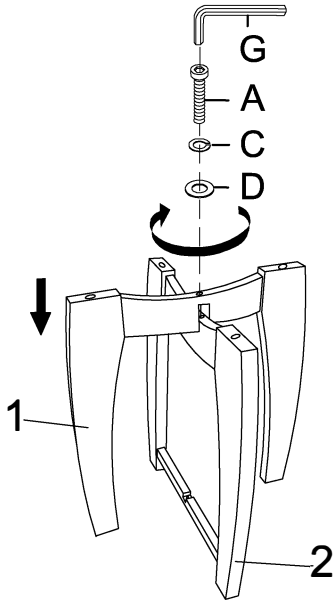
Assembly Instruction for COFFEE TABLE

No.	DESCRIPTION	SKETCH	Q'TY
1	LONG TRIPOD		1PC
2	SHORT TRIPOD		1PC
3	BAR		1PC
4	GLASS PANELS		1PC

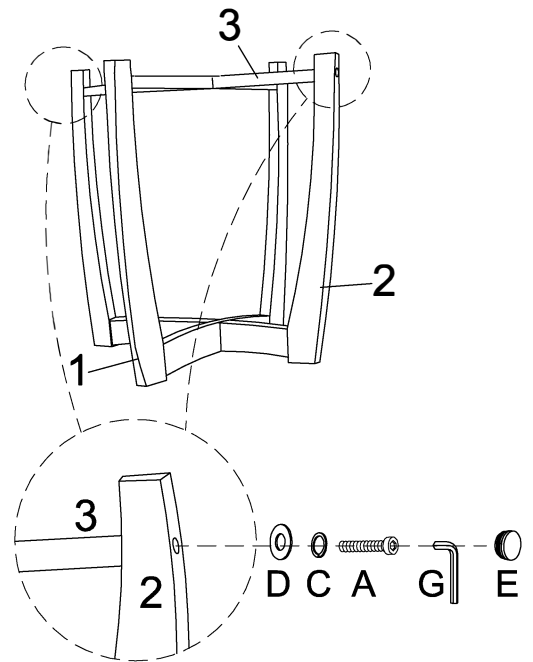
HARDWARE LIST				
NO.	Name	Sketch	Specification	Quantity
A	LONG BOLT		Ø1/4" x 50mm	3PCS
B	SHORT BOLT		Ø1/4" x 25mm	1PC
C	SPRING WASHER		Ø1/4"	4PCS
D	FLAT WASHER		Ø1/4"x16mm	4PCS
E	PLASTIC COVER		Ø19x6mm	2PCS
F	GLASS SUCKER		Ø25x8mm	4PCS
G	ALLEN KEY		M4	1PC

NOTES : Do not fully tighten any bolts until last step.

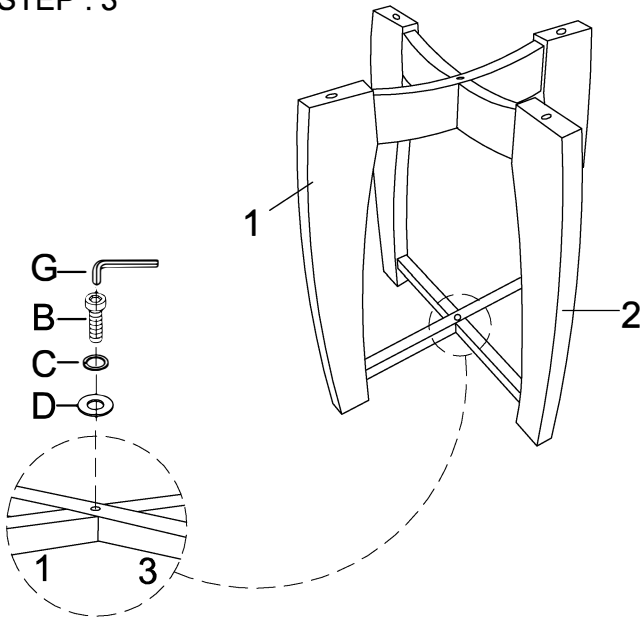
STEP : 1



STEP : 2



STEP : 3



STEP : 3

