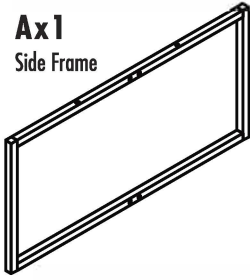
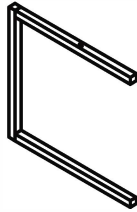


Identify parts before assembling.

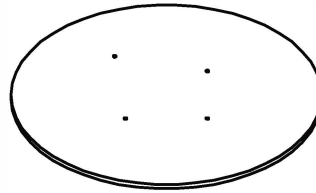
A x 1
Side Frame



B x 2
Partial Frame



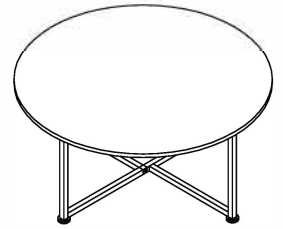
C x 1
Table Top



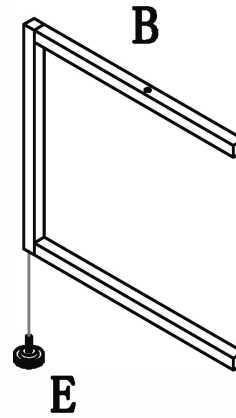
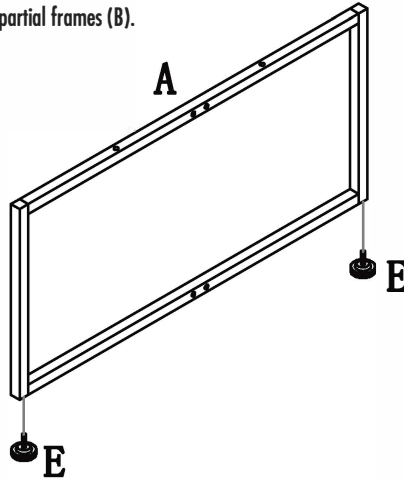
D x 8
Screw



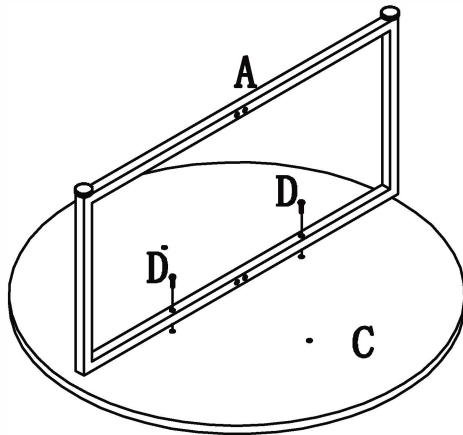
E x 4
Feet



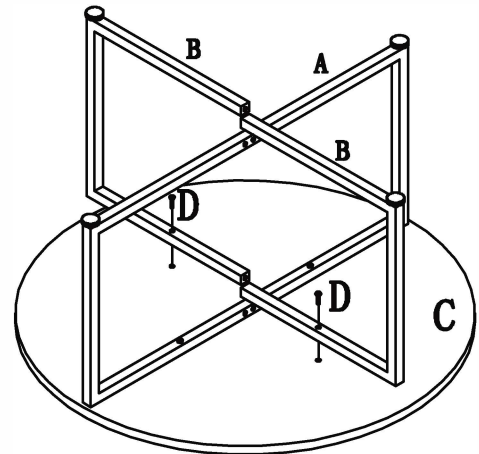
1 Attach feet (E) to full frame (A) and partial frames (B).



2 Attach full frame (A) to table top (C).



3 Attach partial frames (B) to table top (C).



4 Attach partial frames (B) to full frame (A).
Partial frames should be slightly off-center from each other.

Adjust feet to level table.

