

Cocktail Table W/Caster 48" *26" *20" H

Your furniture purchase is an investment. Here are a few tips to maximize the lifetime of your furniture with a minimal amount of effort. Properly caring for your furniture can help ensure that it looks great year after year.

Wood Furniture Maintenance:

- Always dust, wipe, and clean with the grain of the wood.
- Dust with a soft cloth. Dust will scratch the furniture surface if not removed properly.
- If a polished surface becomes foggy, rub it with a cloth dipped in a solution of one tablespoon vinegar to one quart of water. Rub softly with the grain until the surface is completely dry.
- Soap and water are not advisable for wood surfaces. Water can penetrate the finish and raise the grain on wood, causing damage.
- Remember to change dusting cloths frequently as dirty cloths may scratch your furniture's surface.

The Enemies of Wood:

- Moisture is wood's worst enemy. Liquid spills should be gently wiped up immediately. Coasters should be used under all beverages.
- Do not allow rubber or vinyl materials to lie on the furniture. Chemicals in rubber may leave a stain. Put a strip of felt or leather under accessories that have rubber or vinyl.
- Heat creates a chemical change in the furniture's finish, which result in a white spot. Use protective pads under hot dishes, appliances, etc.
- Sunlight's ultraviolet rays can damage the finish of furniture. DO not place furniture directly against a heater or radiator and do not place in the path of hot streams of air from central heating. This will cause extreme localized drying of the wood.

Marble Top Maintenance:

The surface of the marble on your table has been polished and sealed to create a generally non-porous surface. The stone has many natural characteristics including veining, hairline cracks, and color variations, which make up the stone's beauty.

To maintain the beauty of your marble:

- Protect surfaces from scratching, staining and etching by:
 - Keeping them free of debris or sharp objects.
 - Wiping up spills immediately
 - Avoiding contact with chemicals (particularly acid-based materials)
- Clean with PH neutral products or those especially formulated for use on stone.
- It is not recommended to use a water-based solvent for dark marble as it will remove the polish from the surface.

Caring for the Fabric on Upholstered Furniture:

- Frequent vacuuming of the entire upholstered area will prevent dust from settling into the fibers.
- Professional cleaning is always recommended for all upholstered pieces.
- Do not use cleaning products containing brightening agents.

VERY IMPORTANT!!

NEVER
USE GLASS CLEANERS
ON FINISHED SURFACES.
AMMONIA WILL
CHEMICALLY ATTACK
THE FINISH.

DO NOT
WRITE
DIRECTLY
ON
SURFACE

**PREVENT
MARKING**

DO NOT
PLACE IN
DIRECT
SUNLIGHT

**PREVENT
FADING**

DO NOT
USE
RUBBER-
BASED
FLACEMATS
USE CLOTHS!

**PREVENT
DISCOLORING**

NEVER
ALLOW LIQUIDS OF ANY
KIND TO LINGER ON
SURFACES ABSORPTION
CAUSES THE WOOD TO
WARP AND THE FINISH
TO DE-LANINATE

DO NOT USE
COMMERCIAL
WAXES AND
POLISHES

**PREVENT
YELLOWING**

DO NOT
PLACE HOT
KETTLES
POTS, ETC
ON
SURFACE

**PREVENT
DAMAGE TO
FINISH**

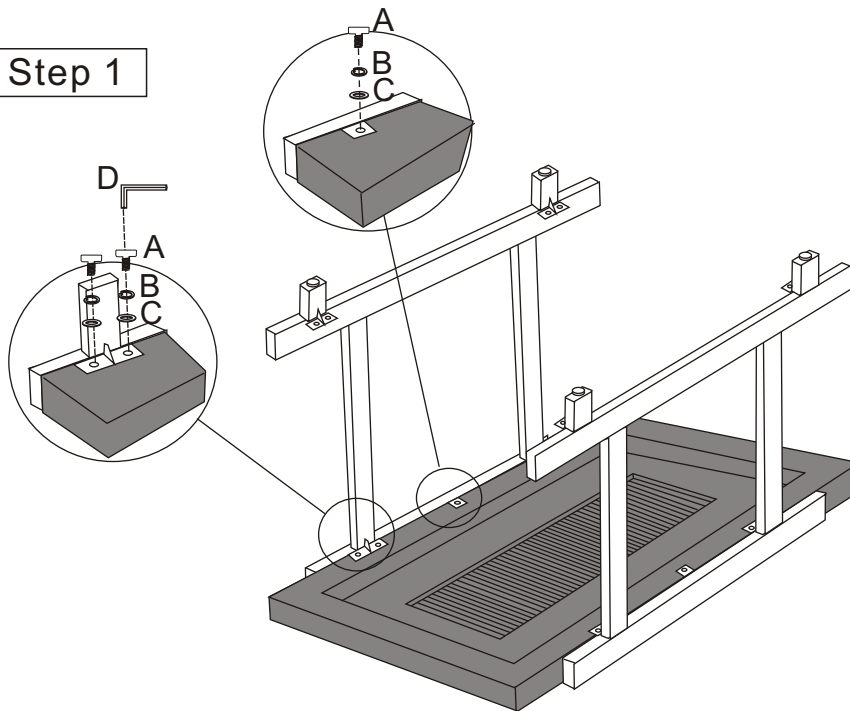
MAINTAIN
EVEN
HUMIDITY
CONDITIONS
IN YOUR
HOME

**PREVENT
SPLITTING**

Assembly Instruction

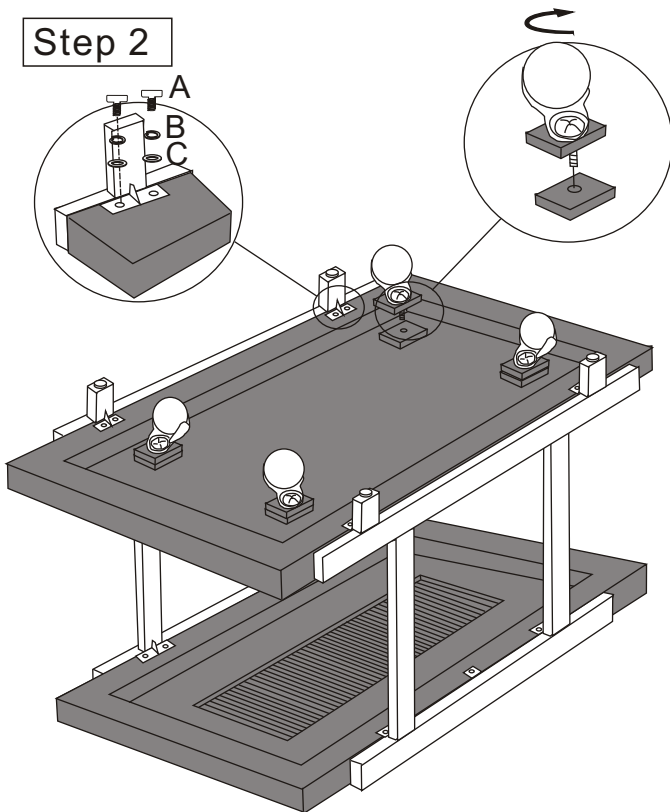
* Do not tighten screw & bolts until the entire item is completely assembled.

Step 1

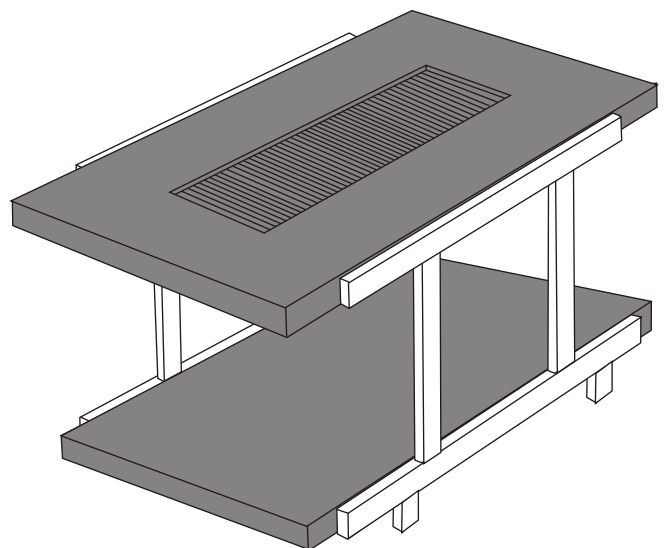


Place wood top on a piece of cloth on the floor to prevent scratching





Step 2



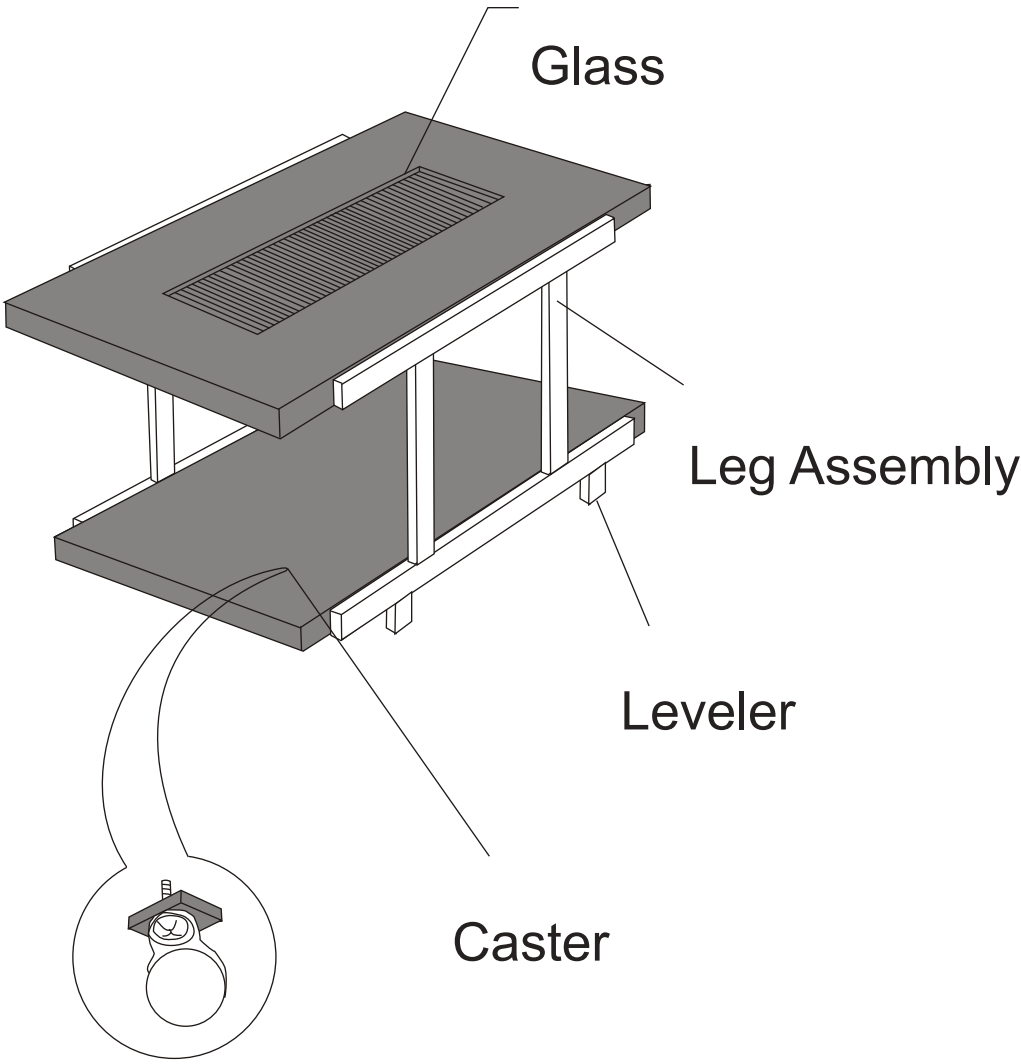
Step 3



Hardware Pack #:

A		18PCS	1/4" X 15mm
B		18PCS	Ø 6.5mm
C		18PCS	Ø 6.5mm
D		1PC	

Complete Hardware #:



PRODUCT DETAILS	
TOP	CHIPBOARD WITH ASH VENEER
LEG	IRON
IRON COLOR	BRONZE GOLD
PRODUCT SIZE	48"*26"*20"H
CARTON SIZE	50.75"*28.5"*7.25"H
NET WEIGHT	81.2LBS
GROSS WEIGHT	88.4LBS
CU.FT.	6.06'

MADE IN CHINA