




# ASSEMBLY INSTRUCTION & PARTS IDENTIFICATION

## CURVED SIDE BOARD

Thank you for purchasing this quality product. Be sure to check all packing material carefully for small parts that may have come loose inside the carton during shipment.

Sideboard Components					Sideboard Hardware					
No.	Code	Qty	Description	No.	Code	Qty	Description	No.	Description	Qty
1		1 Pcs	Breck Curved Side Board	6	2381-60P01D	4 Pcs	Door Catch	A		4 Pcs
2	2381-60P04	2 Pcs	Door Pull	7	2381-60P01L	4 Pcs	Levellers	B		4 Pcs
3	2381-60P07L	1 Pcs	Left Facing Door	8	2358P01AT	2 Set	Anti-Tip Kit	C		1 Pcs
4	2381-60P07R	1Pcs	Right Facing Door							
5	2381-60P07H	4 Pcs	Hinge							

**PLEASE NOTE :**

To help prevent the possibility of tip-over, install the tipover restraint provided.

**STEP 1**

Place the handle in front of the door panel and tighten it with the Allen bolt from the back side of the door panel.

