

RSDU30RX



Product family	Refrigerator
Installation	Built-in
Category	Single door
Built-in niche	>200
No-frost system	Yes
Cooling type	Total no-frost - Dual-flow cooling system
Defrost	Automatic
Hinge	Door-to-door
Hinge position	Right
EAN code	8017709332723



Aesthetic

Aesthetics	Universal	Side material	Steel
Color	Stainless steel	Logo	Applied
Material	Steel	Door shelf profile color	Silver
Door stainless steel type	Normal	Drawers profile color	Silver
Handle	External	Glass shelf profile color	Silver
Handle	Fixed	Display	TFT
Handle color	Stainless steel	Display position	Internal
Logo color	Stainless steel	Water filter	Yes

Refrigerator compartment features



Number of compartments	3	Crisper drawer type	Sliding crisper
Compartment types	Fruit and vegetable compartment	Crisper cover	Yes
No. of adjustable shelves	3	Type of crisper cover	Glass
Number of fruit and vegetables drawers	3	Refrigerator lighting	Yes
Type of adjustable shelves	Glass	Refrigerator lighting	LED

Refrigerator Inner Door

Number of adjustable door shelves	3	Adjustable door bins with wire support	Yes
--	----------	---	------------

Other Refrigerator features



MultiFlow Yes

Other technical features



Display functions	Holiday, Fast-cooling, Temperature alarm, Showroom mode, Sabbath
Door open alarm	Yes
Temperature Alarm	Yes
Antibacterial gasket	Yes
Temperature setting type	Electronic
No. of compressors	1
Refrigerant gas type	R600a
Compressor type	Inverter
Refrigerant quantity	3.0 oz
Foam agent	Cyclopentane

Performance / Energy Label

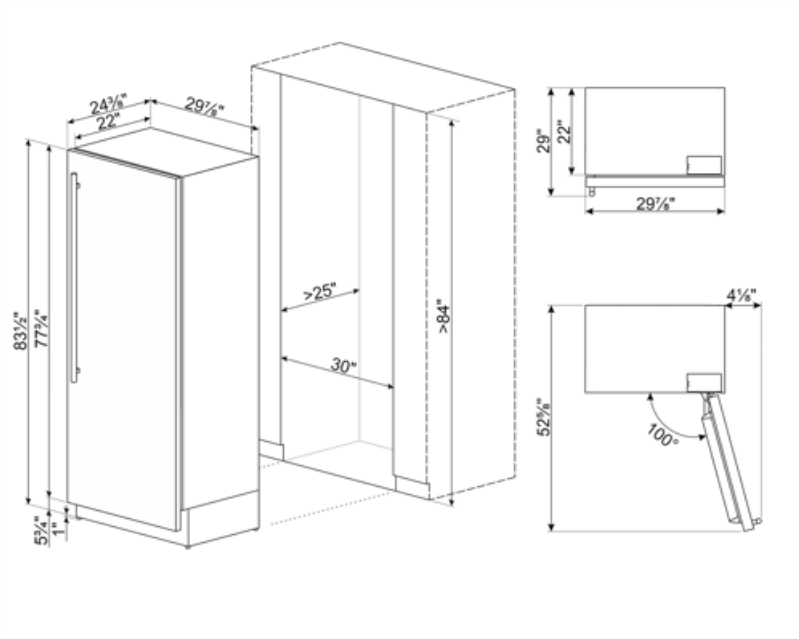
Annual energy consumption	343 kWh/year	Total volume	17.41 cu. ft.
----------------------------------	---------------------	---------------------	----------------------

Electrical Connection

Current	2,5 A	Power cord length	78 3/4 "
Voltage (V)	115 V	Plug	(B) NEMA 5-15P
Frequency (Hz)	60 Hz		

Logistic Information

Width	29 15/16 "	Built-in niche height	84 "
Built-in niche width	30 "	Width with doors open at 90°	34 "
Depth without handle	24 7/16 "	Product depth (handle included)	28 15/16 "
Built-in niche depth	25 "	Depth with door open at 90°	52 5/8 "
Height	83 7/16 "		










Compatible Accessories

RSFZLK



Symbols glossary

- | | | | |
|--|---|---|---|
|  | The automatic defrost system works by automatically defrosting at regular intervals eliminating the need to defrost altogether. |  | Antibacterial treatment: antibacterial treatment to ensure better hygiene |
|  | Power saving mode: The power saving mode allows you to disable the refrigerator and keep the freezer working. |  | LED interior lighting: is a more energy efficient and long lasting way of illuminating the interior of the appliance. |
|  | Inverter technology: The evolution of Smeg's driers towards more intelligent and environmentally sustainable models has led to the choice of using Inverter technology with heat pumps, which reduces significantly energy consumption. |  | Air plus: keeps food fresher for longer. |
|  | Sabbath: This function allows you to cook food during the Sabbath, the Holiday of rest in the Jewish religion, respecting the precepts. | | |