

LAB LOCATION:
REPORT NUMBER:

VIET NAM
EFUZ26011171-CG-01

ISSUE DATE:
PAGE:

Jan. 14, 2026
1 of 23

Applicant:	Phu Cuong Furniture CO., LTD		
Address:	No. 99, Cay Cham Hamlet, Tan Khanh Ward, Ho Chi Minh City, Vietnam		
Contact:	Ms. Tram		
TEL:	0342591490	FAX:	-
E-mail:	phucuongfurnitureco.ltd@gmail.com ls@gigacloudtech.com		
Copy To:	-		

<u>OVERALL RATING</u>	
PASS	X
FAIL	-
DATA	-

Sample Information			
Sample Description	FULL OVER FULL BUNK BED WITH 2 DRAWER		
Style Number	2070*1440*1650mm		
SKU	N708P400596/ N708P400597		
Vendor Name	PHU CUONG FURNITURE CO., LTD		
Vendor style number	YFQ		
Quantity	01	PO Number	-
Buyer's Name	GIGA CLOUD TECHNOLOGY (USA) INC.	Manufacturer	PHU CUONG FURNITURE CO., LTD
Country of Origin	Viet Nam	Country of Destination	USA
Code Number	-	Date of production	12/2025
Reference item/ style number	-	Color	ANTIQUE GREY + WHITE/ ANTIQUE GREY + DARK GREY
Date of Submission	Jan. 08, 2026	Test Performance Dates	Jan. 08, 2026
Testing Status			
Pre-Shipment Lead Test	<input type="checkbox"/>	Test for Protocol	-
Retest	<input type="checkbox"/>	Previous Report No.:	-

LAB LOCATION:
REPORT NUMBER:

VIET NAM
EFUZ26011171-CG-01

ISSUE DATE:
PAGE:


Jan. 14, 2026
2 of 23

Sample Photo



EFUZ26011171-CG-01

For and on behalf of
**Eurofins Consumer Product Testing
Vietnam Co. Ltd.**



HARRY VU
HARDLINES LAB. ASSISTANT MANAGER

LAB LOCATION:
REPORT NUMBER:

VIET NAM
EFUZ26011171-CG-01

ISSUE DATE:
PAGE:

Jan. 14, 2026
3 of 23

EXECUTIVE SUMMARY:

TESTING RESULT SUMMARY				
Test Property	PASS	FAIL	DATA	COMMENTS
Total Lead Content in Paint or Similar Surface Coating	X	-	-	-
Total Lead Content in Accessible Substrate	X	-	-	-
ASTM F1427 – 21e1 Standard Consumer Safety Specification for Bunk Beds	X	-	-	-
16 CFR Part 1213 Safety Standard for Entrapment Hazards in Bunk Beds	X	-	-	-
16 CFR Part 1513 Requirements for Bunk Beds	X	-	-	-
Sharp Point, Sharp Edges	X	-	-	-

LAB LOCATION:
REPORT NUMBER:VIET NAM
EFUZ26011171-CG-01ISSUE DATE:
PAGE:Jan. 14, 2026
4 of 23**COMPONENT BREAKDOWN LIST:**

Test Item	Component Description
01	Silvery metal (Allen head bolt)
02	Silvery metal (Allen head bolt)
03	Silvery metal (Allen head screw)
04	Silvery metal (Screw)
05	Silvery metal (Screw) (Same item 04)
06	Silvery metal (Cross dowel)
07	Silvery metal with golden plating (Hinge)
08	Silvery metal (Wheel caster)
09	Silvery metal (Rivet - Wheel caster)
10	White plastic (Wheel caster)
11	Dark grey coating on wood (Color panel)
12	Plywood
13	Antique grey coating on wood (Color panel)
14	Silvery metal (Plug pin)
15	Black plastic (Plug)
16	Black plastic (Plug)
17	Black plastic (Cord)
18	Transparent plastic (Cord)
19	White coating on wood (Color panel)
20	MDF wood

Remark:

- (1) Test result was transferred from report # EFUZ25091075-CG-01.
- (2) Test result was transferred from report # EFFN25030553-CG-01 Revised 2.
- (3) Test result was transferred from report # EFFN25050652-CG-01.
- (4) Test result was transferred from report # EFFN25060926-CG-01 Revised 1.

LAB LOCATION:
REPORT NUMBER:

VIET NAM
EFUZ26011171-CG-01

ISSUE DATE: Jan. 14, 2026
PAGE: 5 of 23

EXHIBIT BREAKDOWN:



TEST RESULT(S):

1. Total Lead Content in Paint or Similar Surface Coating – U.S. 16 CFR 1303, 15 U.S. Code §1278a and U.S. Consumer Product Safety Improvement Act of 2008 (CPSIA), Title I, Section 101

Test Method: CPSC-CH-E1003-09.1. Analysis was performed by ICP-OES/ ICP-MS.

Test Item	Total Lead (Pb) (ppm)		Conclusion
	Result	Limit	
11	ND	90	PASS
13	ND	90	PASS
19 ⁽³⁾	ND	90	PASS

Note: ND = Not Detected (Lab reporting limit: 10 ppm)
ppm = part per million = mg/kg = milligram per kilogram

LAB LOCATION:
REPORT NUMBER:

VIET NAM
EFUZ26011171-CG-01

ISSUE DATE:
PAGE:

Jan. 14, 2026
6 of 23

2. Total Lead Content in Accessible Substrate – 15 U.S. Code §1278a and U.S. Consumer Product Safety Improvement Act of 2008 (CPSIA), Title I, Section 101

Test Method:

- 1) Metal components: CPSC-CH-E1001-08.3. Analysis was performed by ICP-OES/ ICP-MS.
- 2) Non-metal materials including plastics, glass and leather material: CPSC-CH-E1002-08.3. Analysis was performed by ICP-OES/ ICP-MS.

Test Item	Total Lead (Pb) (ppm)		Conclusion
	Result	Limit	
01 ⁽⁴⁾	ND	100	PASS
02 ⁽⁴⁾	ND	100	PASS
03 ⁽⁴⁾	ND	100	PASS
04	ND	100	PASS
06 ⁽⁴⁾	ND	100	PASS
07	ND	100	PASS
08 ⁽¹⁾	ND	100	PASS
09 ⁽¹⁾	ND	100	PASS
10 ⁽¹⁾	ND	100	PASS
12 ⁽²⁾	ND	100	PASS
14	ND	100	PASS
15	ND	100	PASS
16	ND	100	PASS
17	ND	100	PASS
18	ND	100	PASS
20 ⁽²⁾	ND	100	PASS

Note: ND = Not Detected (Lab reporting limit: 10 ppm)
ppm = part per million = mg/kg = milligram per kilogram

LAB LOCATION:
REPORT NUMBER:

VIET NAM
EFUZ26011171-CG-01

ISSUE DATE: Jan. 14, 2026
PAGE: 7 of 23

3. ASTM F1427 – 2021e1 Standard Consumer Safety Specification For Bunk Beds

Clause	Requirement	Rating	Notes
4 Performance Requirements:			
4.1 Vertical Protrusions:			
4.1.1	All vertical protrusions along the top inside surfaces of any individual component (including but not limited to bed end structures and guard rails) of the upper bunk shall not extend more than 3/16 in. (4.8 mm) above the upper edge of the adjacent surface. Ladder stiles (uprights) shall not extend more than 3/16 in. (4.8 mm) above the upper edge of the adjacent surface.	P	<input checked="" type="checkbox"/> Vertical protrusion: 0.17 in. Position: corner post <input checked="" type="checkbox"/> Ladder stiles: 0.06 in.
4.1.2	Any cap used along the top surface of the upper bunk shall not have a vertical protrusion greater than 3/16 in. (4.8 mm) at the edge of the protrusion above the upper edge of the adjacent surface. If the cap is flush with or overhangs the edge of the corner post or other vertical protrusion, the maximum vertical protrusion shall not exceed 3/16 in. (4.8 mm). The cap shall have a maximum height of no more than 20% of the width or diameter of the cap. At no point shall the cap overhang the post more than 1/16 in. (2 mm). The cap shall fit flush with the top of the corner post.	NA	<input type="checkbox"/> H: _____ in. W: _____ in. (H _{max} = 20%W) <input checked="" type="checkbox"/> No cap
4.2	Fit of Top Bed to Bottom Bed: The bed post shall be designed so that the minimum height of lift to allow horizontal disengagement of the top bed from the bottom bed shall be 1.25in., or a fastening mechanism may be used that will prevent the disengagement of the top bed from the bottom bed.	NA	Record: _____ in. <input type="checkbox"/> A fastening mechanism provided <input checked="" type="checkbox"/> Bed post no separate
4.3	Mattress and Foundation Size and Fit (Top Bed): There shall be no gaps between the interior bed structure and the edges of the mattress and foundation that will permit complete passage of the wedge block when tested in accordance with 5.2.	P	
4.4	Mattress Size and Fit (Lower Foundation): There shall be no space, between the edge of the manufacturer's recommended mattress and the interior boundary of any component(s) attached to lower bunk (for example, ladders, book shelves, desk), greater than 1.88 in. (48 mm) and smaller than 9 in. (229 mm), when tested in accordance with 5.3.	P	
4.5 Upper and Lower Foundation Support Systems:			
4.5.1	The foundation support systems shall confine the horizontal position of the mattress and the foundation and shall prohibit the mattress and foundation from falling when the mattress or foundation is manipulated.	P	
4.5.2	In the event cross-members are utilized, a minimum of two per bed are required. If more than two cross-members are utilized, they shall be spaced so that the distance between adjacent cross-members or between the cross-members and the bed end structures will not permit complete passage of the wedge block or will allow complete passage of both the wedge block and the 9 in. (229 mm) diameter rigid sphere when tested in accordance with 5.9.	P	Upper foundation: -Slat to slat: 3-1/4 in. -Slat to Bed end structure: 2 in. Lower foundation: -Slat to slat: 3-1/4 in. -Slat to Bed end structure: 2-3/8 in.
4.5.3	The foundation support system shall not be capable of being dislodged without the release of positive fastening devices or the use of hand tools.	P	
4.5.4	The foundation support system shall not fail when tested in accordance with 5.4.	P	
4.6 Side Rails:			

LAB LOCATION:
REPORT NUMBER:

VIET NAM
EFUZ26011171-CG-01

ISSUE DATE:
PAGE:

Jan. 14, 2026
8 of 23

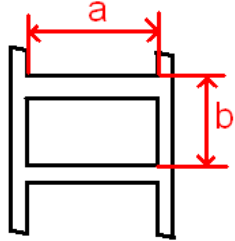
Clause	Requirement	Rating	Notes
4.6.1	Bolt-On Side Rails, that attach at their ends or on their side to the bed post, are secured at each end by <u>2</u> bolts with a minimum size of <u>0.25</u> diameter/ ISO/ANSI size M6 (REQ: ≥ 0.25 in. diameter or M6) If it is wood bed, these bolts are spaced a minimum of: <u>2</u> in. apart on their center. (REQ: ≥ 1.5 in.) When the bolts are fully tightened in the assembled bed, no more than <u>0.25</u> in. of thread is exposed? Yes	P	If it is Hook-On side rail, NA
4.6.2	Hook-On Side Rails, securely attached to the bed post. Hook-on attachments shall require an additional action other than an upwards force to disengage.	NA	If it is Bolt-On side rail, NA
4.6.3	Side Rail Attachments: There shall be no structural failure of bed side rail fastening systems when tested in accordance with 5.5.	P	
4.7 Guardrails:			
4.7.1	The underside of the foundation is: <u>51-1/2</u> in. from the floor. (REQ: over 30 inches.) How many guardrail(s) accompany the bed: <u>2</u> (REQ: 2 guardrails.)	P	
4.7.2	Any intentional release of fastening device is present for guardrails so that they cannot be removed unless forces are applied sequentially in different direction? Yes	P	
4.7.3	The upper edge of the guardrails is: <u>6-3/4</u> in. above the sleeping surface when a mattress of the thickness that is the maximum specified by the manufacturer's instruction is used on the bed. (REQ: ≥ 5 in.)	P	
4.7.4	With no mattress on the bed, there shall be no openings in the rigid bed structure below the lower edge of any opening of the guardrail that would permit complete passage of the wedge block when tested in accordance with 5.6.	P	
4.7.5	The guardrail terminate before reaching the bed end structure, the distance between either end of the guardrail and the bed end structures in the same plane when measured at a point 5 in. above the sleeping surface as established by the maximum mattress thickness specified by the manufacturer: <u>0</u> in. (R: ≤ 15 in.) The second guardrail terminate before reaching the bed end structure, the distance between either end of the guardrail and the bed end structure when measured horizontally between the bed end structure and the nearest point on the guardrail: <u>0</u> in. (R: ≤ 0.22 in.)	P	
4.8 Bed Structure:			
4.8.1	The total distance between the two posts at the head of the upper bunk: <u>52-3/8</u> in. The distance between the two posts at the head of the upper bunk at 5 in above the sleeping surface: <u>52-3/8</u> in. Percentage of that at the head: <u>100</u> % (R: ≥ 50 %) The total distance between the two posts at the foot of the upper bunk: <u>52-3/8</u> in. The distance between the two posts at the foot of the upper bunk at 5in above the sleeping surface: <u>38-5/8</u> in. Percentage of that at the foot: <u>73.7</u> % (R: ≥ 50 %)	P	
4.8.2	There shall be no openings in the rigid end structures of the upper bunk/bunks that will permit the free passage of the wedge block when tested in accordance with 5.7.1. This requirement shall apply only to those portions of the bed end structure that are above the foundation support system of the upper bunk/bunks.	P	

LAB LOCATION:
REPORT NUMBER:

VIET NAM
EFUZ26011171-CG-01

ISSUE DATE:
PAGE:

Jan. 14, 2026
9 of 23

Clause	Requirement	Rating	Notes
4.8.3	When tested in accordance with 5.7.2, there shall be no openings within the entire boundary of the lower bunk that will permit free passage of the wedge block, unless they are large enough to permit the free passage of a 9 in. (229 mm) diameter rigid sphere. This requirement does not apply to openings that are below the level of the lower bunk foundation support system. This requirement shall apply to that portion of the bed structure that is between the level of the lower bunk foundation support system and the level of the upper bunk foundation support system. Such openings include, but are not limited to, bed end structures, foundation, ladders, desks, or bookshelf components, or a combination thereof, as offered with the bed for purchase and designed to be attached to the bed structure.	P	
4.8.4	When tested in accordance with 5.7.2.3 and 5.7.2.4, all portions of the boundary of any opening of the entire lower bunk boundary that permits free passage of a 9 in. (229 mm) diameter rigid sphere also must conform to the neck entrapment requirement.	P	
4.9 Ladders:			
4.9.1	Type of ladder: incorporated as part of the bed structure Is the ladder attached in a manner that prevents inadvertent disengagement, repositioning, or tilting while in use? Yes	P	<input type="checkbox"/> Not Provided <input type="checkbox"/> No Ladder
4.9.2	Are there openings between ladder structures that allow complete passage of the wedge block? Yes If Yes, does the 9 in. diameter rigid sphere pass freely through the openings? Yes Width of the ladder measured from the inside of the stiles: 14 in. (R: ≥ 10 in.) (a) Vertical spacing of ladder steps measured between steps: 11-7/8 in. (R: ≤ 12 in.; if bed structure are used as ladders, vertical spacing ≤ 16 in.) (b) Vertical spacing of ladder steps measured from the floor to the first step: 11-5/8 in. (R: ≤ 12 in.; if bed structure are used as ladders, vertical spacing ≤ 16 in.)	p	
4.9.3	Are there openings between the ladder step and the upper bunk boundary that allow complete passage of the wedge block? No If Yes, does the 9 in. diameter rigid sphere pass freely through the openings? Yes/No	P	
4.9.4	For ladders attached to the side of the lower bed and for which mattress height is above the side rail, there shall be no gaps between the edge of the manufacturers recommended mattress and the interior vertical stile between 1.88 in. (48 mm) and 9 in. (229 mm) when tested in accordance with 5.3.	NA	Record: ____in.
4.10	Metal Beds: Frame and Fastenings: There shall be no separation of any of the attachments of the foundation support system to the end structures of the bed when tested in accordance with 5.8.1.1 and 5.8.2.	NA	
5 Test Methods:			
5.1	Is the bed assembled in accordance with the provided instructions? Yes	P	
5.2 Mattress and Foundation Size and Fit—Upper Foundation:			
5.2.1- 5.2.3	Is any gap produced in the horizontal plane between the interior bed structure and the edges of the mattress and foundation as per section 5.2.2? Yes If Yes , does the wedge block pass through the gap(s) as per section 4.3 ? No	P	If F, attach photo and locate the failure gap(s): _____

LAB LOCATION:
REPORT NUMBER:

VIET NAM
EFUZ26011171-CG-01

ISSUE DATE:
PAGE:

Jan. 14, 2026
10 of 23

Clause	Requirement	Rating	Notes
5.3	Mattress Size and Fit—Lower Foundation Are there any space between the edge of the manufacturer's recommended mattress and the interior boundary of any attached component is between 1.88 in. (48 mm) and 9 in. (229 mm)? No	P	
5.4	Foundation Support System Does the foundation support system remain in place for a minimum of 5 min as per section 4.5.4? Yes	P	
5.5	Side Rails Apply force at Corner 1 of the bed? Yes Apply force at Corner 2 of the bed? Yes Apply force at Corner 3 of the bed? Yes Apply force at Corner 4 of the bed? Yes Is there no structural failure of bed side rail fastening systems as per section 4.6.3? Yes	P	
5.6	Guardrails Is there no opening in the rigid bed structure below the lower edge of any opening of the guardrail that would permit complete passage of wedge block as per section 4.7.4? Yes	P	
5.7 Bed End Structures:			
5.7.1	Is there no opening in the rigid end structures of the upper bunk that will permit the free passage of the wedge block as per section 4.8.2 Yes (This requirement shall apply only to that portion of the bed end structure that is above the foundation support system of the upper bunk.)	P	
5.7.2 Lower Bunk Boundaries:			
5.7.2.1	Without a mattress or foundation on the lower bunk foundation support, place the wedge block into any opening, tapered side first, in the most adverse orientation. Determine if the wedge block can pass freely through the opening. If the wedge block passes freely through the opening, determine if a 9 in. (229 mm) diameter rigid sphere can pass freely through the opening.	P	
5.7.2.2	With the manufacturer's recommended mattress and foundation size in place, on the lower bunk foundation support, repeat the test in 5.7.2.1.	P	
5.7.2.3- 5.7.2.4	Is any portion of the boundary of any opening of the lower bunk end structure that permits free passage of a 9 in. diameter rigid sphere? Yes If Yes , is there simultaneous contact between the boundary of the opening and both sides of the A section of the template? Yes If Yes , does the neck portion of the B section of the template completely enter the opening (passes 0.75in. or more beyond the points previously contacted by the A section of the template)? No If Yes , does its lower boundary slope downward less than 45° for the whole distance from the narrowest part of the opening the neck can reach to the part of the opening as per section 4.8.4? *Yes/ No/ NA	P	
5.8 Metal Beds- Frame and Fastenings:			
5.8.1- 5.8.1.1	Number of cycle _____ / _____ Number of loads per minute: _____ (R: ≤24 loads per minute) Is there no separation of any attachments of the foundation support system to the end structure of the bed as per section 4.10? Yes	NA	
5.8.2	Apply _____ force at each point of attachment of the foundation support system to the end structure. Is there no separation of any attachments of the foundation support system to the end structure of the bed as per section 4.10? Yes	NA	

LAB LOCATION:
REPORT NUMBER:

VIET NAM
EFUZ26011171-CG-01

ISSUE DATE:
PAGE:

Jan. 14, 2026
11 of 23

Clause	Requirement	Rating	Notes
5.9	<p>Are cross-members utilized? Yes</p> <p>If Yes, Number of cross-members per bed: Upper bunk bed <u>14</u> & Lower bunk bed <u>14</u> (R: ≥2)</p> <p>If More than 2, does any gap(s) between adjacent cross-members or between the cross-members and the bed end structure permit complete passage of the wedge block? No</p> <p>If Yes, does the gap(s) also permit complete passage of the 9 in. diameter rigid sphere? Yes/ No <i>This requirement applies to both the upper and lower bunk foundation support systems.</i></p>	P	
5.10 Permanency of Labels and Warnings			
5.10.1-5.10.2	<p>It is a Paper Label Label on the bed</p> <p>Is it a permanent label as tested per section 5.10.1 or 5.10.2? Yes</p>	P	
5.10.3	<p>Is the label attached by a seam? Yes/ No</p> <p>Does it detach when subjected to a 15-lbf. Pull force applied as per section 5.10.3? Yes/ No</p>	NA	
5.10.4	<p>Can the tape test defined in Test Method B, Cross –Cut Tape Test of Test Methods D 3359 apply on all the warnings label? Yes/ No</p> <p>Is the printing in the area tested legible or attached after being subjected to this test? Yes/ No</p>	NA	
5.10.4.4	<p>Shall the non-paper label during an attempt to remove it without the aid of tools or solvents, not be removed or not fit entirely within the small parts cylinder defined in 16 CFR 1501 if it can be removed? Yes/ No</p>	NA	
6 Marking and Labeling:			
6.1	<p>Each bunk bed set shall have label or marking to indicate the following: Name, City, State, & Zip code (1) of the manufacturer, distributor, or seller. Model number (2), the Month & Year (3) of manufacture</p>	P	<p>(1): GIGACLOUD TECHNOLOGY (USA) INC. 4388 Shirley Avenue El Monte, CA 91731 (2): N708P400596 / N708P400597 (3): 12/2025</p>
6.2	Warnings	--	--

LAB LOCATION:
REPORT NUMBER:

VIET NAM
EFUZ26011171-CG-01

ISSUE DATE:
PAGE:

Jan. 14, 2026
12 of 23

Clause	Requirement	Rating	Notes									
6.2.1.1	<p>If the foundation is not an integral part of the bed structure, the warning label shown in either Fig. 10(a) or Fig. 10(b) shall be attached permanently to the inside of a bed end structure of the upper bunk in a location that cannot be covered by the bedding but that may be covered by the placement of a pillow.</p> <div style="border: 1px solid black; padding: 10px; margin: 10px 0;"> <p style="text-align: center;">⚠ WARNING</p> <hr/> <p>To help prevent serious or fatal injuries from entrapment or falls:</p> <ul style="list-style-type: none"> • Never allow a child under 6 years on upper bunk. • Use only mattress which is 74"–75" long and 37½"–38½" wide on upper bunk. • Ensure thickness of mattress and foundation combined does not exceed _____" and mattress is at least 5" below upper edge of guardrails. • Use guardrails on both sides of upper bunk. • Prohibit horseplay on or under bed(s). • Prohibit more than one person on upper bunk. • Use ladder for entering and leaving upper bunk. <p>STRANGULATION HAZARD — Never attach or hang items to any part of the bunk bed that are not designed for use with the bed; for example, but not limited to, hooks, belts, and jumppropes.</p> <p style="text-align: center;">DO NOT REMOVE THIS LABEL</p> </div> <p style="text-align: center;">(a)</p> <div style="border: 1px solid black; padding: 10px; margin: 10px 0;"> <p style="text-align: center;">⚠ WARNING</p> <hr/> <p>To help prevent serious or fatal injuries from entrapment or falls:</p> <ul style="list-style-type: none"> • Never allow a child under 6 years on upper bunk. • Use only mattress meeting the following specifications on upper bunk: <table border="1" style="width: 100%; border-collapse: collapse;"> <thead> <tr> <th style="text-align: left;">Bed Type</th> <th style="text-align: center;">Length</th> <th style="text-align: center;">Width</th> </tr> </thead> <tbody> <tr> <td>Standard Length</td> <td style="text-align: center;">74"–75"</td> <td style="text-align: center;">37½"–38½"</td> </tr> <tr> <td>Extra Long</td> <td style="text-align: center;">79"–80"</td> <td style="text-align: center;">37½"–38½"</td> </tr> </tbody> </table> <ul style="list-style-type: none"> • Ensure thickness of mattress and foundation combined does not exceed _____" and mattress is at least 5" below upper edge of guardrails. • Use guardrails on both sides of upper bunk. • Prohibit horseplay on or under bed(s). • Prohibit more than one person on upper bunk. • Use ladder for entering and leaving upper bunk. <p>STRANGULATION HAZARD — Never attach or hang items to any part of the bunk bed that are not designed for use with the bed; for example, but not limited to, hooks, belts, and jumppropes.</p> <p style="text-align: center;">DO NOT REMOVE THIS LABEL</p> </div> <p style="text-align: center;">(b)</p>	Bed Type	Length	Width	Standard Length	74"–75"	37½"–38½"	Extra Long	79"–80"	37½"–38½"	NA	
Bed Type	Length	Width										
Standard Length	74"–75"	37½"–38½"										
Extra Long	79"–80"	37½"–38½"										

LAB LOCATION:
REPORT NUMBER:

VIET NAM
EFUZ26011171-CG-01

ISSUE DATE:
PAGE:

Jan. 14, 2026
13 of 23

Clause	Requirement	Rating	Notes									
6.2.1.2	<p>If the foundation is an integral part of the bed structure, the warning label shown in either Fig. 10(c) or Fig. 10(d) shall be attached permanently to the inside of a bed end structure of the upper bunk in a location that cannot be covered by the bedding but that may be covered by the placement of a pillow.</p> <div style="border: 1px solid black; padding: 10px; margin: 10px 0;"> <p style="text-align: center;">⚠ WARNING</p> <hr/> <p>To help prevent serious or fatal injuries from entrapment or falls:</p> <ul style="list-style-type: none"> • Never allow a child under 6 years on upper bunk. • Use only mattress which is 74"–75" long and 37½"–38½" wide on upper bunk. • Ensure thickness of mattress does not exceed _____" and mattress is at least 5" below upper edge of guardrails. • Use guardrails on both sides of upper bunk. • Prohibit horseplay on or under bed(s). • Prohibit more than one person on upper bunk. • Use ladder for entering and leaving upper bunk. <p>STRANGULATION HAZARD — Never attach or hang items to any part of the bunk bed that are not designed for use with the bed; for example, but not limited to, hooks, belts, and jumppropes.</p> <p style="text-align: center;">DO NOT REMOVE THIS LABEL</p> </div> <p style="text-align: center;">(c)</p> <div style="border: 1px solid black; padding: 10px; margin: 10px 0;"> <p style="text-align: center;">⚠ WARNING</p> <hr/> <p>To help prevent serious or fatal injuries from entrapment or falls:</p> <ul style="list-style-type: none"> • Never allow a child under 6 years on upper bunk. • Use only mattress meeting the following specifications on upper bunk: <table style="width: 100%; border-collapse: collapse;"> <thead> <tr> <th style="text-align: left;"><u>Bed Type</u></th> <th style="text-align: left;"><u>Length</u></th> <th style="text-align: left;"><u>Width</u></th> </tr> </thead> <tbody> <tr> <td>Standard Length</td> <td>74"–75"</td> <td>37½"–38½"</td> </tr> <tr> <td>Extra Long</td> <td>79"–80"</td> <td>37½"–38½"</td> </tr> </tbody> </table> <ul style="list-style-type: none"> • Ensure thickness of mattress does not exceed _____" and mattress is at least 5" below upper edge of guardrails. • Use guardrails on both sides of upper bunk. • Prohibit horseplay on or under bed(s). • Prohibit more than one person on upper bunk. • Use ladder for entering and leaving upper bunk. <p>STRANGULATION HAZARD — Never attach or hang items to any part of the bunk bed that are not designed for use with the bed; for example, but not limited to, hooks, belts, and jumppropes.</p> <p style="text-align: center;">DO NOT REMOVE THIS LABEL</p> </div> <p style="text-align: center;">(d)</p>	<u>Bed Type</u>	<u>Length</u>	<u>Width</u>	Standard Length	74"–75"	37½"–38½"	Extra Long	79"–80"	37½"–38½"	P	
<u>Bed Type</u>	<u>Length</u>	<u>Width</u>										
Standard Length	74"–75"	37½"–38½"										
Extra Long	79"–80"	37½"–38½"										

LAB LOCATION:
REPORT NUMBER:

VIET NAM
EFUZ26011171-CG-01

ISSUE DATE:
PAGE:

Jan. 14, 2026
14 of 23

Clause	Requirement	Rating	Notes																		
6.2.2	<p>The height of the letters of the word "WARNING": <u>0.24 in.</u> (R: >0.1875 in. (4.8 mm) and uppercase boldface type.)</p> <p>The height of the letters of the word "DO NOT REMOVE THIS LABEL": <u>0.13 in.</u> (R: >0.125 in. (3.175mm) and uppercase boldface type.)</p> <p>The height of the words "To help prevent": <u>0.13 in.</u> (R: >0.125 in. (3.175mm) and boldface type.)</p> <p>The height of the remainder of the text in warning statement: <u>0.13 in.</u> (R: >0.125 in.(3.175mm))</p> <p>The label contains sizes appropriate to that mattress as defined in the ISPA Voluntary Dimensional Guideline for Bedding Products and Components. <u>Yes</u></p> <p>The label is attached to the inside of a bed end structure of the upper bunk. <u>Yes</u></p> <p>The label is not covered by the bedding. <u>Yes</u> (Exception: it may be covered by the placement of a pillow.)</p>	P																			
6.2.3	<p>Do warnings, including applicable mattress dimensional specifications, appear on the carton containing bed ends on at least one face and one end? <u>Yes</u></p> <p>The height of the letters: <u>0.2 in.</u> (R: >0.1875 in.(4.8mm))</p>	P																			
6.3	<p>Do the permanent labels (section 6.1) meet the requirement of section 5.10? <u>Yes</u></p> <p>Do warning labels (section 6.2.1) applied to the bed meet the requirement of section 5.10? <u>Yes</u></p>	p																			
7 Instructional Literature																					
7.1	Is the instruction provided with the bed? <u>Yes</u>	P																			
7.2	<p>Are all parts necessary to assemble the bunk bed set listed? <u>Yes</u></p> <p>Are the tools necessary for the bunk bed assembly listed as well? <u>Yes</u></p>	P																			
7.3	<p>Does the assembly instruction containing detail diagram showing exactly how the bed should be assembled? <u>Yes</u></p> <p>It contains the specific instructions pertaining to the following:</p> <table border="1"> <tbody> <tr> <td>7.3.1</td> <td>Bed end structures</td> <td><u>Yes</u></td> </tr> <tr> <td>7.3.2</td> <td>Attachment of side rails</td> <td><u>Yes</u></td> </tr> <tr> <td>7.3.3</td> <td>Installation of the mattress/ foundation support system</td> <td><u>Yes</u></td> </tr> <tr> <td>7.3.4</td> <td>Fit of upper bunk to lower bunk</td> <td><u>Yes</u></td> </tr> <tr> <td>7.3.5</td> <td>Attachment of guardrail</td> <td><u>Yes</u></td> </tr> <tr> <td>7.3.6</td> <td>Attachment of ladder</td> <td><u>Yes</u></td> </tr> </tbody> </table>	7.3.1	Bed end structures	<u>Yes</u>	7.3.2	Attachment of side rails	<u>Yes</u>	7.3.3	Installation of the mattress/ foundation support system	<u>Yes</u>	7.3.4	Fit of upper bunk to lower bunk	<u>Yes</u>	7.3.5	Attachment of guardrail	<u>Yes</u>	7.3.6	Attachment of ladder	<u>Yes</u>	P	
7.3.1	Bed end structures	<u>Yes</u>																			
7.3.2	Attachment of side rails	<u>Yes</u>																			
7.3.3	Installation of the mattress/ foundation support system	<u>Yes</u>																			
7.3.4	Fit of upper bunk to lower bunk	<u>Yes</u>																			
7.3.5	Attachment of guardrail	<u>Yes</u>																			
7.3.6	Attachment of ladder	<u>Yes</u>																			

LAB LOCATION:
REPORT NUMBER:

VIET NAM
EFUZ26011171-CG-01

ISSUE DATE:
PAGE:

Jan. 14, 2026
15 of 23

Clause	Requirement	Rating	Notes
7.4	Is the size of the intended mattress clearly stated? Yes *Conventional Bedding term: Full / Full *Dimensions for finished mattress: Upper bed: 74" – 75" (length) x 53-1/2" (width) Lower bed: 74" – 75" (length) x 53-1/2" (width) Is the maximum thickness of the mattress that will ensure conformance to the guardrail provision of section 4.7.3 stated? Yes	P	
7.5	Is replacement parts information present? Yes	P	
7.6	Does the instruction contain the Safety Warnings as per section 7.6.1-7.6.13? Yes	P	
7.6.1	Follow the information on the warnings appearing on the upper bunk end structure and on the carton. Do not remove warning label from bed.	P	<input checked="" type="checkbox"/> Provided <input type="checkbox"/> Not Provided
7.6.2	Always use the recommended size mattresses or mattress supports, or both, to help prevent the likelihood of entrapment or falls.	P	<input checked="" type="checkbox"/> Provided <input type="checkbox"/> Not Provided
7.6.3	Surface of mattress must be at least 5 in. (127 mm) below the upper edge of guardrails.	P	<input checked="" type="checkbox"/> Provided <input type="checkbox"/> Not Provided
7.6.4	Do not allow children under 6 years of age to use the upper bunk.	P	<input checked="" type="checkbox"/> Provided <input type="checkbox"/> Not Provided
7.6.5	Periodically check and ensure that the guardrail, ladder, and other components are in their proper position, free from damage, and that all connectors are tight.	P	<input checked="" type="checkbox"/> Provided <input type="checkbox"/> Not Provided
7.6.6	Do not allow horseplay on or under the bed and prohibit jumping on the bed.	P	<input checked="" type="checkbox"/> Provided <input type="checkbox"/> Not Provided
7.6.7	Always use the ladder for entering and leaving the upper bunk.	P	<input checked="" type="checkbox"/> Provided <input type="checkbox"/> Not Provided
7.6.8	Do not use substitute parts. Contact the manufacturer or dealer for replacement parts.	P	<input checked="" type="checkbox"/> Provided <input type="checkbox"/> Not Provided
7.6.9	Use of a night light may provide added safety precaution for a child using the upper bunk.	P	<input checked="" type="checkbox"/> Provided <input type="checkbox"/> Not Provided
7.6.10	Always use guardrails on both long sides of the upper bunk. If the bunk bed will be placed next to the wall, the guardrail that runs the full length of the bed should be placed against the wall to prevent entrapment between the bed and wall.	P	<input checked="" type="checkbox"/> Provided <input type="checkbox"/> Not Provided
7.6.11	The use of water or sleep flotation mattresses is prohibited.	P	<input checked="" type="checkbox"/> Provided <input type="checkbox"/> Not Provided
7.6.12	STRANGULATION HAZARD –Never attach or hang items to any part of the bunk bed that are not designed for use with the bed; for example, but not limited to, hooks, belts and jump ropes.	P	<input checked="" type="checkbox"/> Provided <input type="checkbox"/> Not Provided
7.6.13	Keep these instructions for future reference.	P	<input checked="" type="checkbox"/> Provided <input type="checkbox"/> Not Provided

NOTE: P = Pass F = Fail NA = Not Applicable NR = Not Requested
NT = Not Tested

LAB LOCATION:
REPORT NUMBER:
VIET NAM
EFUZ26011171-CG-01
ISSUE DATE: Jan. 14, 2026
PAGE: 16 of 23

4. 16 CFR Part 1213 Safety Standard For Entrapment Hazards In Bunk Beds

Clause	Requirement	Rating	Notes
1213.3	Requirements	--	--
1213.3(a)	Guardrails	--	--
	Any bunk bed shall provide at least two guardrails, at least one on each side of the bed, for each bed having the underside of its foundation more than 30 inches (760 mm) from the floor.	P	
	One guardrail shall be continuous between each of the bed's end structures. "Continuous" means that any gap between the guardrail and end structure shall not exceed 0.22 inches (5.6mm) (so as to not cause a finger entrapment hazard for a child).	P	
	The other guardrail may terminate before reaching the bed's end structures, providing there is no more than 15 inches (380mm) between either end of the guardrail and the nearest bed end structures.	P	
	For bunk beds designed to have a ladder attached to one side of the bed, the continuous guardrail shall be on the other side of the bed.	P	
	Guardrails shall be attached so that they cannot be removed without either intentionally releasing a fastening device or applying forces sequentially in different directions.	P	
	The upper edge of the guardrails shall be no less than 5 inches (130 mm) above the top surface of the mattress when a mattress of the maximum thickness specified by the bed manufacturer's instructions is on the bed. <i>This requirement does not prohibit a wall-side guardrail that terminates in a quarter-circle bend and attaches to the side rail of the upper bunk foundation.</i>	P	
	With no mattress on the bed, there shall be no openings in the structure between the lower edge of the uppermost member of the guardrail and the underside of the upper bunk's foundation that would permit passage of the wedge block of this part when tested in accordance with the procedure at §1213.4(a).	P	
1213.3(b)	<i>Bed end structures.</i>	--	--
	The upper edge of the upper bunk end structures shall be at least 5 inches (130 mm) above the top surface of the mattress for at least 50 percent of the distance between the two posts at the head and foot of the upper bunk when a mattress and foundation of the maximum thickness specified by the manufacturer's instructions is on the bed.	P	
	With no mattress on the bed, there shall be no openings in the end structures above the foundation of the upper bunk that will permit the free passage of the wedge block when tested in accordance with the procedure at § 1213.4(b).	P	
	When tested in accordance with § 1213.4(c), there shall be no openings in the end structures between the underside of the foundation of the upper bunk and upper side of the foundation of the lower bunk that will permit the free passage of the wedge block, unless the openings are also large enough to permit the free passage of a 9 inch (230 mm) diameter rigid sphere.	P	
	All portions of the boundary of any opening required by §§ 1213.4(c)(1) and (2) to be probed by the wedge block, and that permits free passage of a 9-inch diameter sphere, must conform to the neck entrapment requirements of § 1213.4(c)(3).	P	
1213.5	Marking and labeling.	--	--
1213.5(a)	There shall be a permanent label or marking on each bed stating the name and address (city, state, and zip code) of the manufacturer, distributor, or retailer; the model number; and the month and year of manufacture.	P	

LAB LOCATION:
REPORT NUMBER:

VIET NAM
EFUZ26011171-CG-01

ISSUE DATE:
PAGE:

Jan. 14, 2026
17 of 23

Clause	Requirement	Rating	Notes
1213.5(b)	<p>The following warning label shall be permanently attached to the inside of an upper bunk bed end structure in a location that cannot be covered by the bedding but that may be covered by the placement of a pillow.</p> <div style="border: 1px solid black; padding: 5px; margin: 5px 0;"> <p style="text-align: center;">△ WARNING</p> <p>To help prevent serious or fatal injuries from entrapment or falls:</p> <ul style="list-style-type: none"> • Never allow a child under 6 years on upper bunk • Use only a mattress that is __ inches long and __ inches wide on upper bunk • Ensure thickness of mattress and foundation combined does not exceed __ inches and that mattress surface is at least 5 inches below upper edge of guardrails <p style="text-align: center;">DO NOT REMOVE THIS LABEL</p> </div>	P	
1213.6	<p>Instructions. Instructions shall accompany each bunk bed set, and shall include the following information.</p>	--	--
1213.6(a)	<p><i>Size of mattress and foundation.</i> The length and width of the intended mattress and foundation shall be clearly stated, either numerically or in conventional terms such as twin size, twin extra-long, etc. In addition, the maximum thickness of the mattress and foundation required for compliance with § 1213.3(a)(5) and (b)(1) shall be stated.</p>	P	
1213.6(b)	<p><i>Safety warnings</i> The instructions shall provide the following safety warnings:</p>	P	
	Do not allow children under 6 years of age to use the upper bunk.	P	
	Use guardrails on both sides of the upper bunk.	P	
	<i>Prohibit horseplay on or under beds.</i>	P	
	Prohibit more than one person on upper bunk.	P	
	Use ladder for entering or leaving upper bunk.	P	
	If the bunk bed will be placed next to a wall, the guardrail that runs the full length of the bed should be placed against the wall to prevent entrapment between the bed and the wall. <i>This applies only to bunk beds without two full-length guardrails.</i>	P	

NOTE: P = Pass F = Fail NA = Not Applicable NR = Not Requested
NT = Not Tested

LAB LOCATION:
REPORT NUMBER:

VIET NAM
EFUZ26011171-CG-01

ISSUE DATE:
PAGE:

Jan. 14, 2026
18 of 23

5. 16 CFR Part 1513 Requirements For Bunk Beds

Clause	Requirement	Rating	Notes
1513.3 Requirements.			
(a) Guardrails.			
(1)	Any bunk bed shall provide at least two guardrails, at least one on each side of the bed, for each bed having the underside of its foundation more than 30 inches (760 mm) from the floor.	P	
(2)	One guardrail shall be continuous between each of the bed's end structures. "Continuous" means that any gap between the guardrail and end structure shall not exceed 0.22 inches (5.6 mm) (so as to not cause a finger entrapment hazard for a child).	P	
(3)	The other guardrail may terminate before reaching the bed's end structures, providing there is no more than 15 inches (380 mm) between either end of the guardrail and the nearest bed end structure.	P	
(4)	For bunk beds designed to have a ladder attached to one side of the bed, the continuous guardrail shall be on the other side of the bed.	P	
(5)	Guardrails shall be attached so that they cannot be removed without either intentionally releasing a fastening device or applying forces sequentially in different directions.	P	
(6)	The upper edge of the guardrails shall be no less than 5 inches (130 mm) above the top surface of the mattress when a mattress of the maximum thickness specified by the manufacturer's instructions is on the bed. This requirement does not prohibit a wall-side guardrail that terminates in a quartercircle bend and attaches to the side rail of the upper bunk foundation.	P	
(7)	With no mattress on the bed, there shall be no openings in the structure between the lower edge of the uppermost member of the guardrail and the underside of the upper bunk's foundation that would permit passage of the wedge block shown in Figure 1 of this part when tested in accordance with the procedure at § 1513.4(a).	P	
(b) Bed end structures.			
(1)	The upper edge of the upper bunk end structures shall be at least 5 inches (130 mm) above the top surface of the mattress for at least 50 percent of the distance between the two posts at the head and foot of the upper bunk when a mattress and foundation of the maximum thickness specified by the manufacturer's instructions is on the bed.	P	
(2)	With no mattress on the bed, there shall be no openings in the rigid end structures above the foundation of the upper bunk that will permit the free passage of the wedge block shown in Figure 1 when tested in accordance with the procedure at § 1513.4(b).	P	
(3)	When tested in accordance with § 1513.4(c), there shall be no openings in the end structures between the underside of the foundation of the upper bunk and upper side of the foundation of the lower bunk that will permit the free passage of the wedge block shown in Figure 1, unless the openings are also large enough to permit the free passage of a 9-inch (230-mm) diameter rigid sphere.	P	
(4)	All portions of the boundary of any opening required by §§ 1513.4(c)(1) and (2) to be probed by the wedge block of Figure 1, and that permits free passage of a 9-inch diameter sphere, must conform to the neck entrapment requirements of § 1513.4(c)(3).	P	
1513.5 Marking and labeling			
(a)	There shall be a permanent label or marking on each bed stating the name and address (city, state, and zip code) of the manufacturer, distributor, or retailer; the model number; and the month and year of manufacture.	P	

LAB LOCATION:
REPORT NUMBER:

VIET NAM
EFUZ26011171-CG-01

ISSUE DATE:
PAGE:

Jan. 14, 2026
19 of 23

Clause	Requirement	Rating	Notes
(b)	<p>The following warning label shall be permanently attached to the inside of an upper bunk bed end structure in a location that cannot be covered by the bedding but that may be covered by the placement of a pillow.</p> <div style="border: 1px solid black; padding: 5px; text-align: center;"> <p>△ WARNING</p> <p>To help prevent serious or fatal injuries from entrapment or falls:</p> <ul style="list-style-type: none"> • Never allow a child under 6 years on upper bunk • Use only a mattress that is __ inches long and __ inches wide on upper bunk • Ensure thickness of mattress and foundation combined does not exceed __ inches and that mattress surface is at least 5 inches below upper edge of guardrails <p>DO NOT REMOVE THIS LABEL</p> </div>	P	
1513.6 Instructions	Instructions shall accompany each bunk bed set, and shall include the following information.		
(a)	<p><i>Size of mattress and foundation.</i> The length and width of the intended mattress and foundation shall be clearly stated, either numerically or in conventional terms such as twin size, twin extra-long, etc. In addition, the maximum thickness of the mattress and foundation required for compliance with § 1513.3 (a)(5) and (b)(1) of this part shall be stated.</p>	P	
(b)	<p><i>Safety warnings.</i> The instructions shall provide the following safety warnings:</p>	--	--
(1)	Do not allow children under 6 years of age to use the upper bunk.	P	
(2)	Use guardrails on both sides of the upper bunk.	P	
(3)	Prohibit horseplay on or under beds.	P	
(4)	Prohibit more than one person on upper bunk.	P	
(5)	Use ladder for entering or leaving upper bunk.	P	
(6)	If the bunk bed will be placed next to a wall, the guardrail that runs the full length of the bed should be placed against the wall to prevent entrapment between the bed and the wall. (This applies only to bunk beds without two full-length guardrails.)	P	

NOTE: P = Pass F = Fail NA = Not Applicable NR = Not Requested
NT = Not Tested

6. Sharp Point, Sharp Edges

Test method	Test requirement	Result
Hazardous sharp edges (16 CFR 1500.49)	There shall be no hazardous sharp edges as defined by 16 CFR 1500.49 before or after testing to this specification	Pass
Hazardous sharp point (16 CFR 1500.48)	There shall be no hazardous sharp points as defined by 16 CFR 1500.48 before or after testing to this specification	Pass

LAB LOCATION: VIET NAM
REPORT NUMBER: EFUZ26011171-CG-01



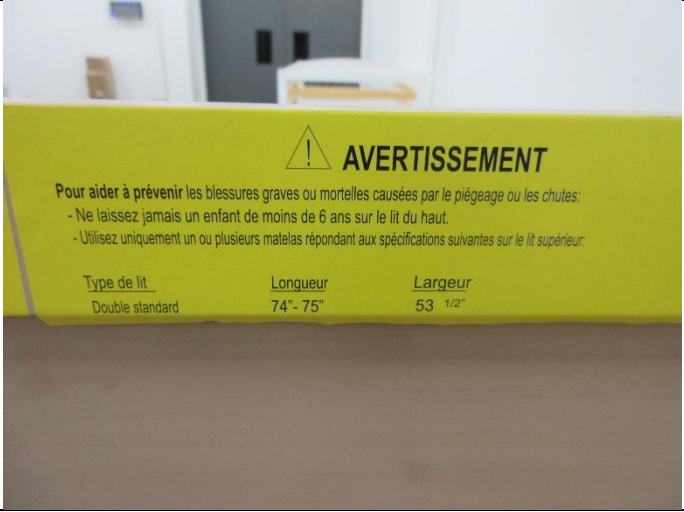



ISSUE DATE: Jan. 14, 2026
PAGE: 20 of 23

EXHIBIT(S):

<p style="text-align: center;">Exhibit. 1</p> 	<p style="text-align: center;">Exhibit. 2</p> 
<p style="text-align: center;">Exhibit. 3</p> 	<p style="text-align: center;">Exhibit. 4</p> 
<p style="text-align: center;">Exhibit. 5</p> 	<p style="text-align: center;">Exhibit. 6</p> 

LAB LOCATION: VIET NAM
REPORT NUMBER: EFUZ26011171-CG-01

ISSUE DATE: Jan. 14, 2026
PAGE: 21 of 23

Exhibit. 7	Exhibit. 8						
 <p>Compliance Information - Not Retailer GIGACLOUD TECHNOLOGY (USA) INC. 4388 SHIRLEY AVENUE EL MONTE, CA 91731 Made in Ho Chi Minh City, Viet Nam 12/2025 N708P400596/N708P400597 PO: V606YFQ20251027LE Compliance Level: California 93210 Phase 2 and 40 CFR 770 TSCA Title VI Compliant for Formaldehyde</p>	 <p>Informations sur la conformité - Aucun détaillant GIGACLOUD TECHNOLOGY (USA) INC. 4388 SHIRLEY AVENUE EL MONTE, CA 91731 Fabriqué à Ho Chi Minh City, Viet Nam 12/2025 N708P400596/N708P400597 PO: V606YFQ20251027LE Niveau de conformité : Californie 93210 Phase 2 et 40 CFR 770 TSCA Titre VI Compliant pour le formaldéhyde</p>						
Exhibit. 9	Exhibit. 10						
 <p>AVERTISSEMENT Pour aider à prévenir les blessures graves ou mortelles causées par le piégeage ou les chutes: - Ne laissez jamais un enfant de moins de 6 ans sur le lit du haut. - Utilisez uniquement un ou plusieurs matelas répondant aux spécifications suivantes sur le lit supérieur.</p> <table style="width: 100%; border-collapse: collapse;"> <tr> <td style="text-align: left; padding-right: 20px;"><u>Type de lit</u></td> <td style="text-align: left; padding-right: 20px;"><u>Longueur</u></td> <td style="text-align: left;"><u>Largeur</u></td> </tr> <tr> <td>Double standard</td> <td>74" - 75"</td> <td>53 1/2"</td> </tr> </table>	<u>Type de lit</u>	<u>Longueur</u>	<u>Largeur</u>	Double standard	74" - 75"	53 1/2"	 <p>- Assurez-vous que l'épaisseur du matelas ne dépasse pas 6" et que le matelas est au moins 5" sous l'extrémité supérieure des garde-corps. - Utilisez des garde-corps des deux côtés de la couchette supérieure. - Interdisez les chamailleries sur ou sous le(s) lit(s). - Interdisez plus d'une personne sur le lit supérieur. - Utilisez une échelle pour entrer et sortir du lit supérieur. Risque d'étranglement - Ne jamais attacher ou suspendre des objets à une partie du lit superposé qui n'est pas conçue pour être utilisée avec le lit, par exemple, mais sans s'y limiter, des crochets, des ceintures et des cordes à sauter. NE PAS ENLEVER CETTE ÉTIQUETTE</p>
<u>Type de lit</u>	<u>Longueur</u>	<u>Largeur</u>					
Double standard	74" - 75"	53 1/2"					
Exhibit. 11	Exhibit. 12						
 <p>WARNING TO HELP PREVENT SERIOUS OR FATAL INJURIES FROM ENTRAPMENT OR FALLS: Never allow a child under 6 years on upper bunk. Use only mattress(es) meeting the following specifications on the upper bunk:</p> <table style="width: 100%; border-collapse: collapse;"> <tr> <td style="text-align: left; padding-right: 20px;"><u>Bed Type</u></td> <td style="text-align: left; padding-right: 20px;"><u>Length</u></td> <td style="text-align: left;"><u>Width</u></td> </tr> <tr> <td>Full Standard</td> <td>74" - 75"</td> <td>53 1/2"</td> </tr> </table> <p>STRANGULATION HAZARD - Never attach or hang items to any part of the bunk bed that are not designed for use with the bed example, but not limited to hooks, belts and jump ropes.</p>	<u>Bed Type</u>	<u>Length</u>	<u>Width</u>	Full Standard	74" - 75"	53 1/2"	 <p>• Ensure thickness of mattress does not exceed 6" and mattress is at least 5" below upper edge of guardrails. • Use guardrails on both sides of upper bunk. • Prohibit horseplay on or under bed(s). • Prohibit more than one person on upper bunk. • Use ladder for entering and leaving upper bunk. STRANGULATION HAZARD - Never attach or hang items to any part of the bunk bed that are not designed for use with the bed example, but not limited to hooks, belts and jump ropes. DO NOT REMOVE THIS LABEL</p>
<u>Bed Type</u>	<u>Length</u>	<u>Width</u>					
Full Standard	74" - 75"	53 1/2"					

LAB LOCATION:
REPORT NUMBER:

VIET NAM
EFUZ26011171-CG-01

ISSUE DATE:
PAGE:

Jan. 14, 2026
22 of 23

Exhibit. 13



Exhibit. 14

Exhibit. 15

Exhibit. 16

Exhibit. 17

LAB LOCATION:
REPORT NUMBER:VIET NAM
EFUZ26011171-CG-01ISSUE DATE: Jan. 14, 2026
PAGE: 23 of 23**NOTE:**

The test results are considered as conform to specification based on the general consideration simple acceptance as stated in ISO/IEC GUIDE 98-4:2012.

If there is question or concern regarding the above results, please contact the appropriate lab person below:

Technical questions:Primary Contact: Allen Hsu
Back-up Contact: Harry VuTel: +84-28-7109-8828 Ext: 127
Tel: +84-28-7109-8828 Ext: 175Email: Allen.Hsu@cpt.eurofinsasia.com
Email: Harry.Vu@cpt.eurofinsasia.com**Concerns About Billing and General Inquiries:**Primary Contact: Vincent Pham
Back-up Contact: Wendy DoTel: +84-28-7109-8828 Ext: 114
Tel: +84-28-7109-8828 Ext: 123Email: Vincent.Pham@cpt.eurofinsasia.com
Email: Wendy.Do@cpt.eurofinsasia.com

This test report is governed by the Terms and Conditions, available on request or attached to the end of this test report. Attention is especially drawn to the limitations of liability, indemnification and jurisdictional provisions defined therein. This report is issued strictly based on the testing of the samples submitted by you. The test results in this report refer only to the sample(s) actually tested and do not refer or be deemed to refer to any bulk production from which such sample(s) may be said to have been obtained. In the event that Eurofins Consumer Product Testing Vietnam Co. Ltd. ("ERF") was requested to survey and test any bulk production quantity of samples, ERF, in the absence of any contrary written instructions, performed random sampling of bulk production for testing purposes. Variations in the conditions under which samples are stored, transported, etc., may lead to variations in the test results. ERF cannot anticipate and shall not be held responsible for variations in test results that may be due to factors beyond ERF control, such as, sample cross-contamination, evaporation of volatile substances due to storage temperature, humidity, etc. This report does not constitute a recommendation, actual or implied, for any specific course of action. Other than the expressed warranties made in the Terms and Conditions of the ERF Test Request Form, ERF makes no warranties or representations either express or implied with respect to this report. In no circumstances whatsoever shall ERF be liable for any consequential, special or incidental damages arising out of, or in connection with, this report.