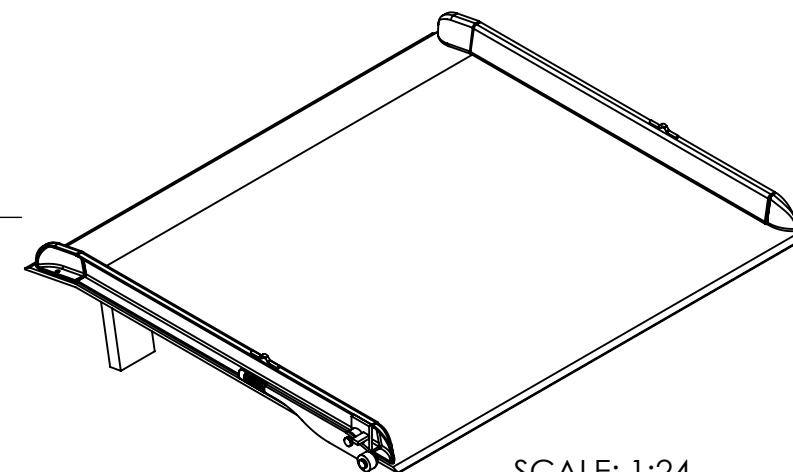
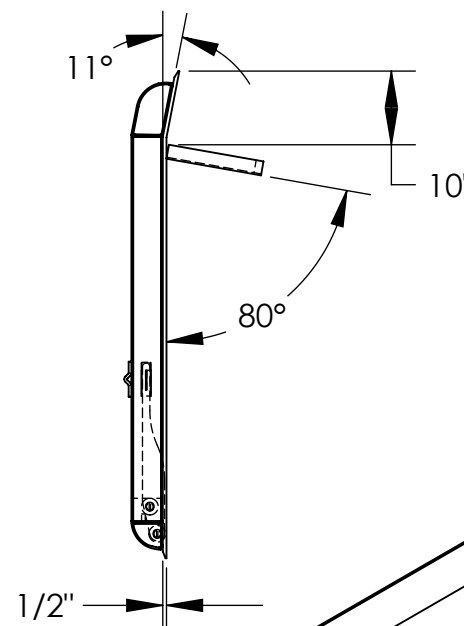
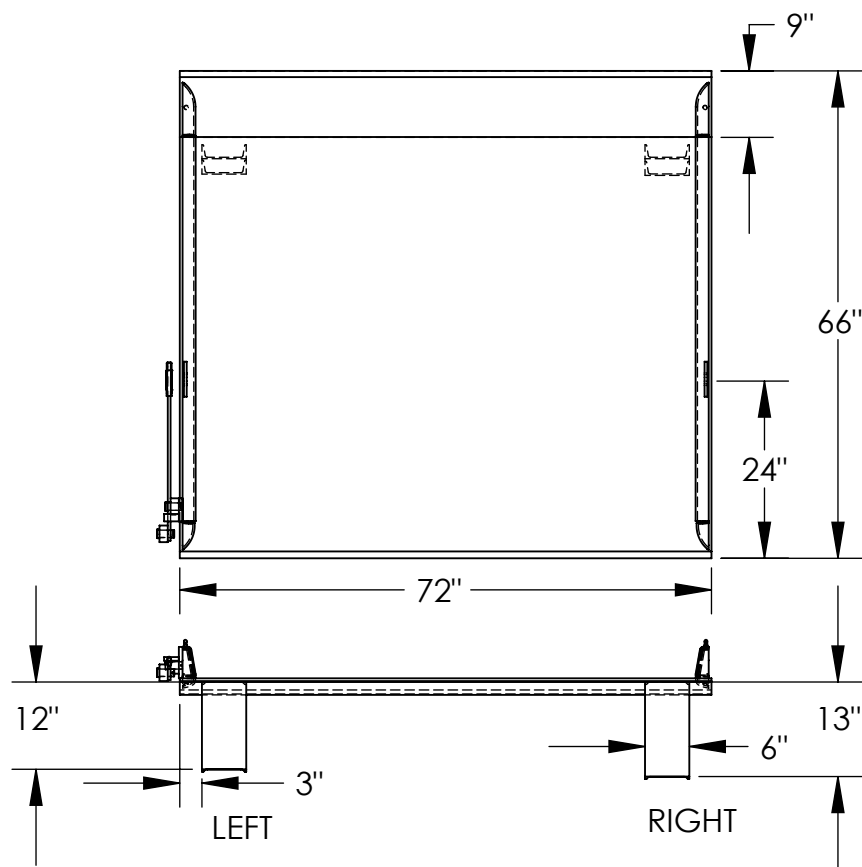


STEEL TRUCK DOCKBOARD - TS-20-7266

APPROX WEIGHT: 747.80 lbs.
DOES NOT INCLUDE WEIGHT OF POWER OR PACKAGING!!!

*** ANY ADDITIONS, DELETIONS, OR OMISSIONS MUST BE CORRECTED ON THIS DRAWING AS THIS DRAWING WILL BE CONSIDERED ALL INCLUSIVE ***
ALL GRAPHICS PROVIDED ARE FOR REFERENCE ONLY. IF CERTAIN DIMENSIONS ARE CRITICAL PLEASE VERIFY THOSE DIMENSIONS WITH YOUR SALESPERSON



SCALE: 1:24

STANDARD FEATURES

MODEL NUMBER: TS-20-7266
CAPACITY: 20,000 LBS
OVERALL WIDTH: 72"
OVERALL LENGTH: 66"
DOCKPLATE THICKNESS: 1/2"
LEVER LIFT IS STANDARD
LOCKING LEGS ARE 6" WIDE
RIGHT LEG LENGTH IS 13"
LEFT LEG LENGTH IS 12"
CROWN IS 11° & 9" FROM EDGE

SPECIAL FEATURES

NONE

*OPTIONAL SPECIAL FEATURES

OPTIONAL 2 PINS (10-112-001) &
2 CHAINS (1/4" CHAIN, 1,200 LBS
36" LONG, W/HOOK)

*AVAILABLE AT AN ADDITIONAL COST

APPROVAL

I, THE UNDERSIGNED, AGREE THAT THE PRODUCT AS REPRESENTED SATISFIES DESIGN AND DIMENSION REQUIREMENTS. I ALSO ACKNOWLEDGE MY DUTY TO CONFIRM PRODUCT AND INSTALLATION COMPLIANCE WITH ALL APPLICABLE FEDERAL, STATE AND LOCAL REGULATIONS AND STANDARDS.
ALL SPECIAL UNITS ARE NON-RETURNABLE
[] As drawn [] As marked

Signed: _____ Date: _____

LEAD TIME WILL START UPON RECEIPT OF SIGNED APPROVAL DRAWING

DISTRIBUTOR'S NAME:

VESTIL MANUFACTURING

DRAWN BY: ADL

DATE: 12/21/05

REFERENCE: X

SCALE: 1:26

QUOTED LEAD TIME: X

QUOTE # X

P.O.# X

W.O.# X

SALES: X

FILE NAME:

10-007-089