







ASSEMBLY INSTRUCTION

PLATFORM BED EASTERN KING

NO.	DESCRIPTION	SIZE	QUANTITY	PARTS
1	Dowel	Ø 14 x 53	8	
2	Bolt & Ring	M 8 x 20	16	
3	Bolt JFL	M 8 x 40	4	
4	Matching Key	M 8	1	
5	Allen Key	5mm	1	
6	Central Plate		2	
7	Assembly Instruction		1	

