




# ASSEMBLY INSTRUCTION

Item: 6/0-6/6 POSTER HEADBOARD  
 6/0-6/6 POSTER FOOTBOARD  
 POSTER BED 6/6 SIDE RAILS  
 POSTER BED 6/0 SIDE RAILS







Thank you for purchasing this quality product. Be sure to unpack carefully looking for small parts which may have come loose during shipment.

Read all instruction and study the drawing carefully before starting the assembly process:

HARDWARE PACK OF HEADBOARD

NO	DRAWING	DESCRIPTION	SIZE	Q'TY
A		FLAT WASHER	$\Phi 5/16" \times 19 \times 2$	10pcs
B		LOCK WASHER	$\Phi 5/16" \times 12 \times 3$	10pcs
C		BOLT	$\Phi 5/16" \times 1-3/4"$	10pcs

HARDWARE PACK OF RAIL

D		THREADED ROD	$\Phi 5/16" \times 4-1/2"$	8pcs
E		SCREW	$\Phi 8 \times 1"$	10pcs
F		NUT	$\Phi 5/16" \times 12$	8pcs
G		LOCK WASHER	$\Phi 5/16" \times 12 \times 3$	8pcs
H		CURVED WASHER	L32*13*8	8pcs
I		HEX WRENCH	12MM	1pc

