








ASSEMBLY INSTRUCTIONS

**KEEP THIS DOCUMENT FOR REFERENCE IN CASE PARTS ARE NEEDED
DO NOT TIGHTEN SCREWS UNTIL COMPLETELY ASSEMBLED !**

No.	DESCRIPTION	Q'TY
A	SEAT	1pc
B	LEFT LEG	2pcs
C	RIGHT LEG	2pcs
D	LONG CROSSBAR	1pc
E	STRETCHER	2pcs

No.	DESCRIPTION	Q'TY
1	ALLEN KEY 	1pc
2	BOLT(1/4"x2-3/8") 	8pcs
3	SPRING WASHER(1/4") 	8pcs
4	METAL WASHER(1/4") 	8pcs
5	WOOD SCREW(M3x15mm) 	6pcs
6	WOOD SCREW(M4x38mm) 	4pcs
7	TRIANGULAR IRON 	2pcs

