

# WCOU24LX



|                |                |
|----------------|----------------|
| Product Family | Wine cooler    |
| Installation   | Built-in       |
| Built-In Niche | 60 cm          |
| Defrost        | Automatic      |
| Cooling type   | Fan-assisted   |
| Hinge type     | Self-balancing |
| Hinge position | Left           |

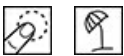


## Wine compartment features



|   |       |
|---|-------|
| Number of removable shelves                 | 12    |
| Shelves material                            | Beech |
| Adjustable shelves                          | Yes   |
| Removable shelves on telescopic guide rails | Yes   |
| Type of internal light                      | LED   |

## Functions



|                    |  |                        |              |
|--------------------|--|------------------------|--------------|
| Control setting    | Touch controls   | Forced light on        | Time-limited |
| Controls           | Inside the cooler  | Temperature Alarm      | Yes          |
| Display type       | TFT  | Door open alarm        | Yes          |
| Display functions  | Holiday, Showroom mode, Sabbath mode, Temperature indication | Humidity level setting | Yes          |
| Power-on indicator | Yes  |                        |              |

## Technical Features

|                              |         |                       |          |
|------------------------------|---------|-----------------------|----------|
| Adjustable temperature zones | 2       | Number of compressors | 1        |
| Independent cooling systems  | 2       | Compressor type       | Standard |
| Number of door glasses       | 3       | Refrigerant gas type  | R600a    |
| Temperature range            | 40-65°F | Refrigerant quantity  | 2.7 oz   |
|                              |         | Metal back panel      | Metal    |

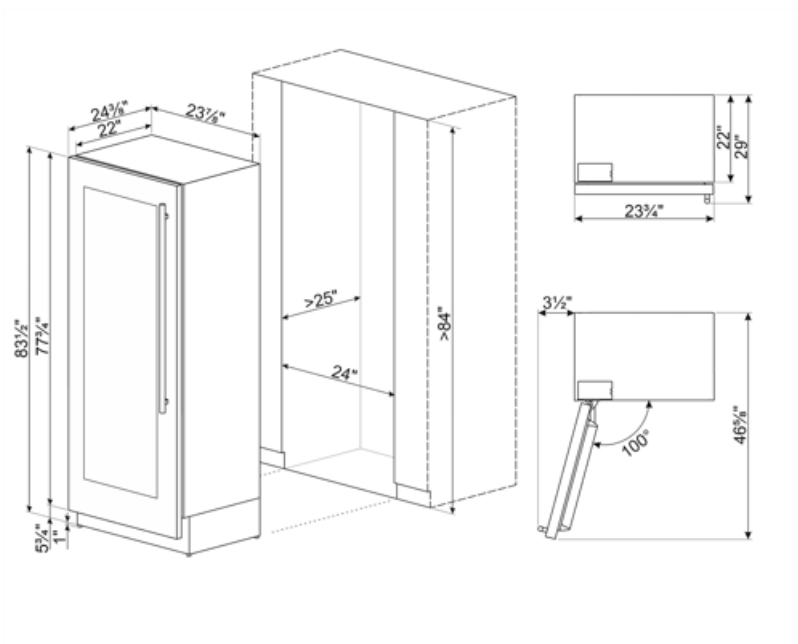
|                          |            |                   |             |
|--------------------------|------------|-------------------|-------------|
| Temperature setting type | Electronic | Adjustable feet   | Yes         |
| Anti-UV door glass       | Yes        | Door opening type | With handle |
| Antibacterial Gasket     | Yes        |                   |             |

## Performance / Energy Label

|                               |    |              |          |
|-------------------------------|----|--------------|----------|
| Max Capacity (bottles 0,75lt) | 78 | Total volume | 93.0 gal |
|-------------------------------|----|--------------|----------|

## Electrical Connection






|                |       |                   |                |
|----------------|-------|-------------------|----------------|
| Current        | 2,5 A | Power cord length | 78 3/4 "       |
| Voltage (V)    | 115 V | Plug              | (B) NEMA 5-15P |
| Frequency (Hz) | 60 Hz |                   |                |



---

## Symbols glossary

---

- |  |   |   |  |
|--|---|---|--|
|  | The automatic defrost system works by automatically defrosting at regular intervals eliminating the need to defrost altogether. |  | Ventilated: Forced distribution of cold air in the refrigerator compartment, which allows even temperature distribution within the fridge. |
|  | Power saving mode: The power saving mode allows you to disable the refrigerator and keep the freezer working.                   |  | LED interior lighting: is a more energy efficient and long lasting way of illuminating the interior of the appliance.                      |
|  | Touch controls: Easy to use touch controls allow the appliance to be programmed at the touch of a button.                       |   |  |