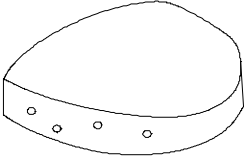
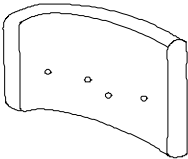
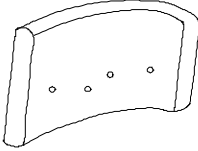
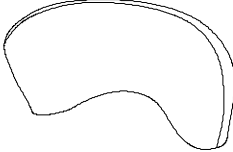
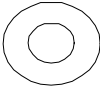

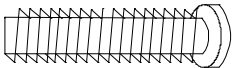



ASSEMBLY INSTRUCTION

PART LIST

NO.	DESCRIPTION	SKETCH	Q'TY
A	SEAT FRAME		1 PC
B	RIGHT ARM		1 PC
C	LEFT ARM		1 PC
D	BACK CUSHION		1 PC

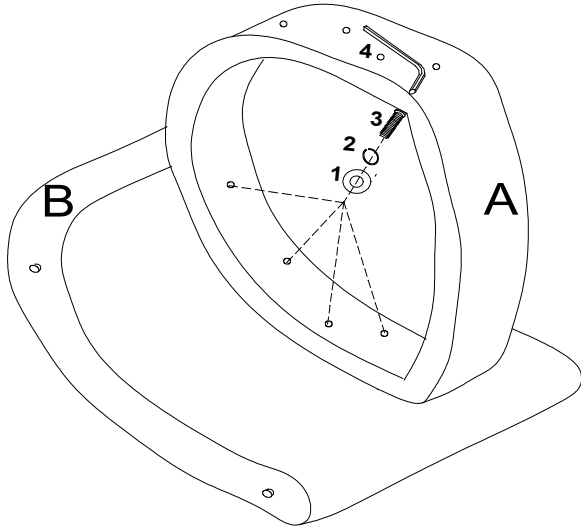
HARDWARE LIST

NO.	DESCRIPTION	SKETCH	Q'TY
1	FLAT WASHER 8X1.2MM		8 PCS
2	SPRING WASHER 8X1.2MM		8 PCS
3	BOLT 5/16 x 6		8 PCS
4	ALLEN KEY		1 PC

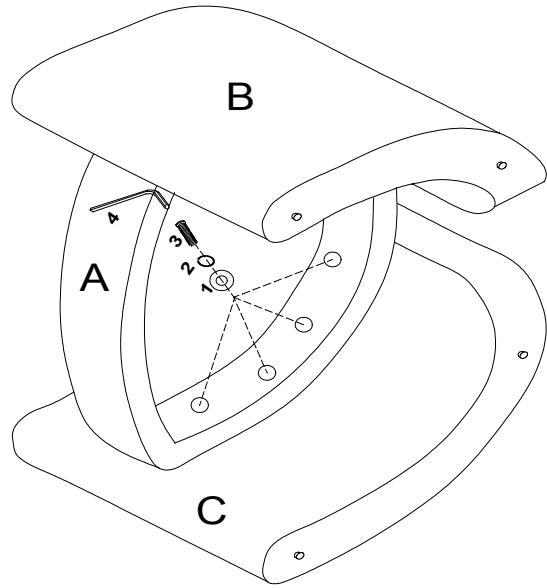
ASSEMBLY INSTRUCTION

Do not tighten until all four bolts are aligned

STEP 1



STEP 2



STEP 3

