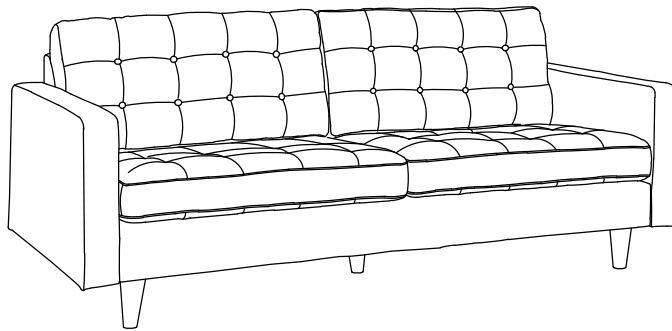


SOFA

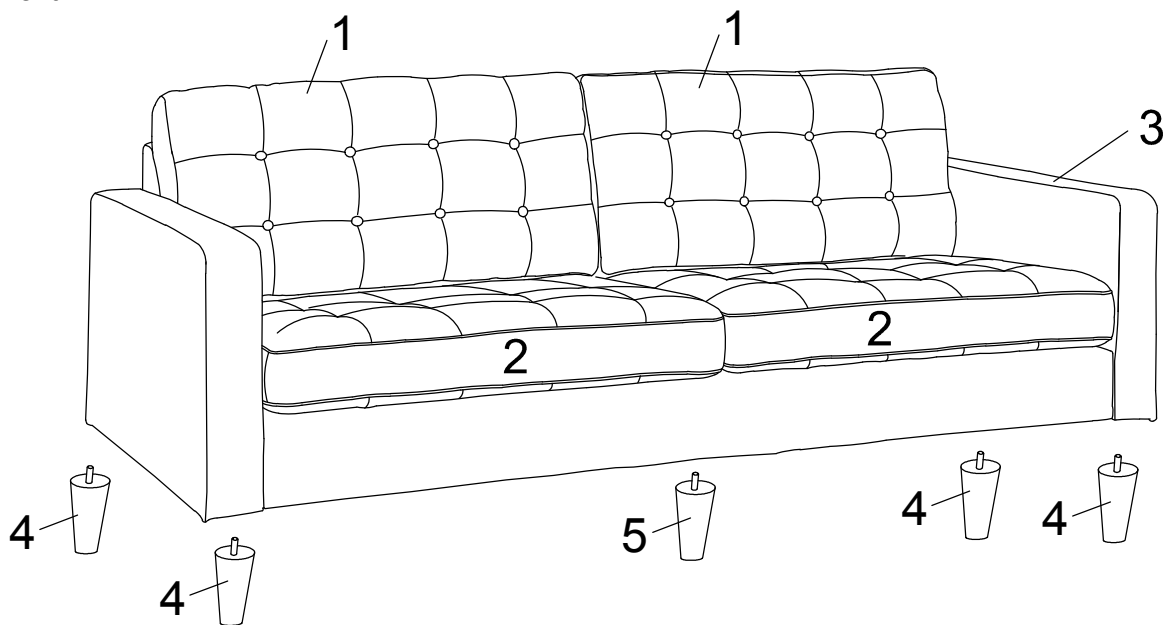
Thank you for purchasing the **SOFA** !

Before you start, here is some helpful advice:

1. We suggest you spend a short time reading through this leaflet and then follow the simple step by step instructions.
 2. Owing to the size and weight of the sofa, we recommend that it is assembled by two adults, on a carpeted or padded area, in the room that it is intended for. Approximate assembly time: 15 minutes.
 3. Please do not use any tools other than those provided or recommended in these instructions.
 4. Please do not throw away any of the packaging or instructions until you have checked all the components and hardware and the furniture is fully assembled.
 5. Assemble all components loosely until advised to tighten. Depending on use, it may be necessary to tighten the components from time to time, so please save the tools that have been provided.
 6. Please keep all pieces out of reach of small children.
-



Component:



1 Back Cushion x2

2 Seat Cushion x2

3 Sofa Body x1

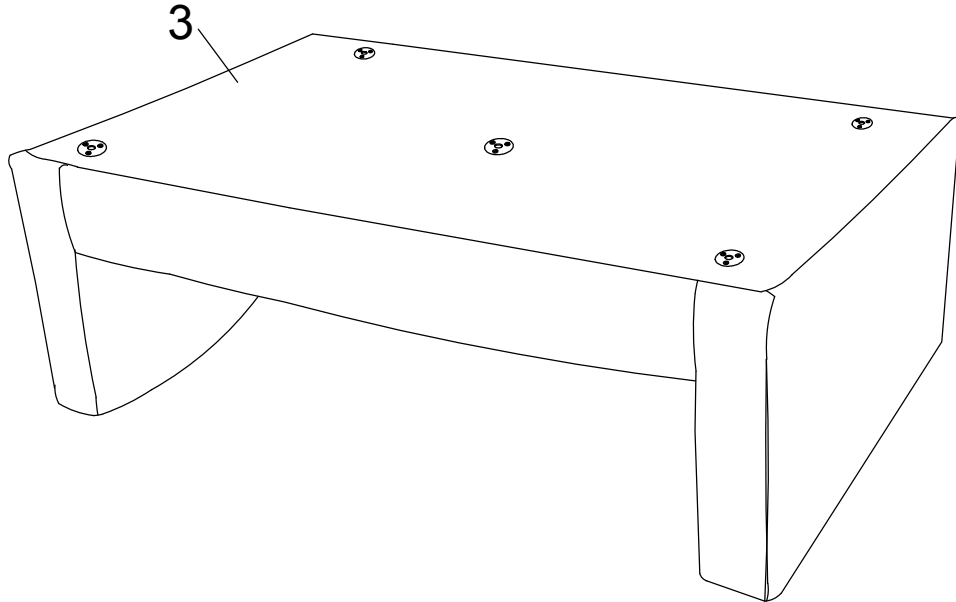
4 Corner Leg x4

5 Middle Leg (Labeled on the leg and without glide) x1

SOFA

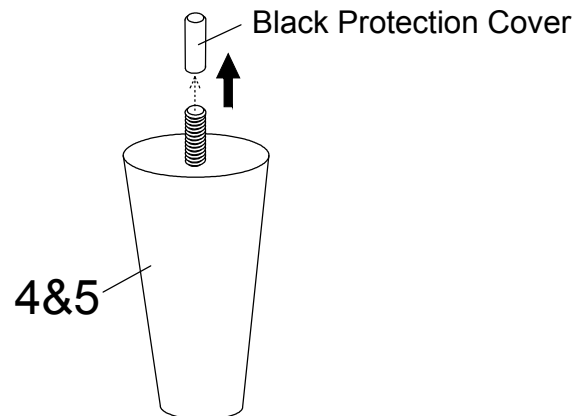
Step 1:

Please find the 4x Corner Leg(4) pieces and Middle Leg(5) in the package on top of the seat. Please put the Sofa Body(3) without Back Cushion(1) and Seat Cushion(2) upside down on a carpeted or padded area by two adults to make fully visible the round metal plate on each corner and middle.



Step 2:

Please take off the Black Protection Cover on the Corner Leg(4) and Middle Leg(5).

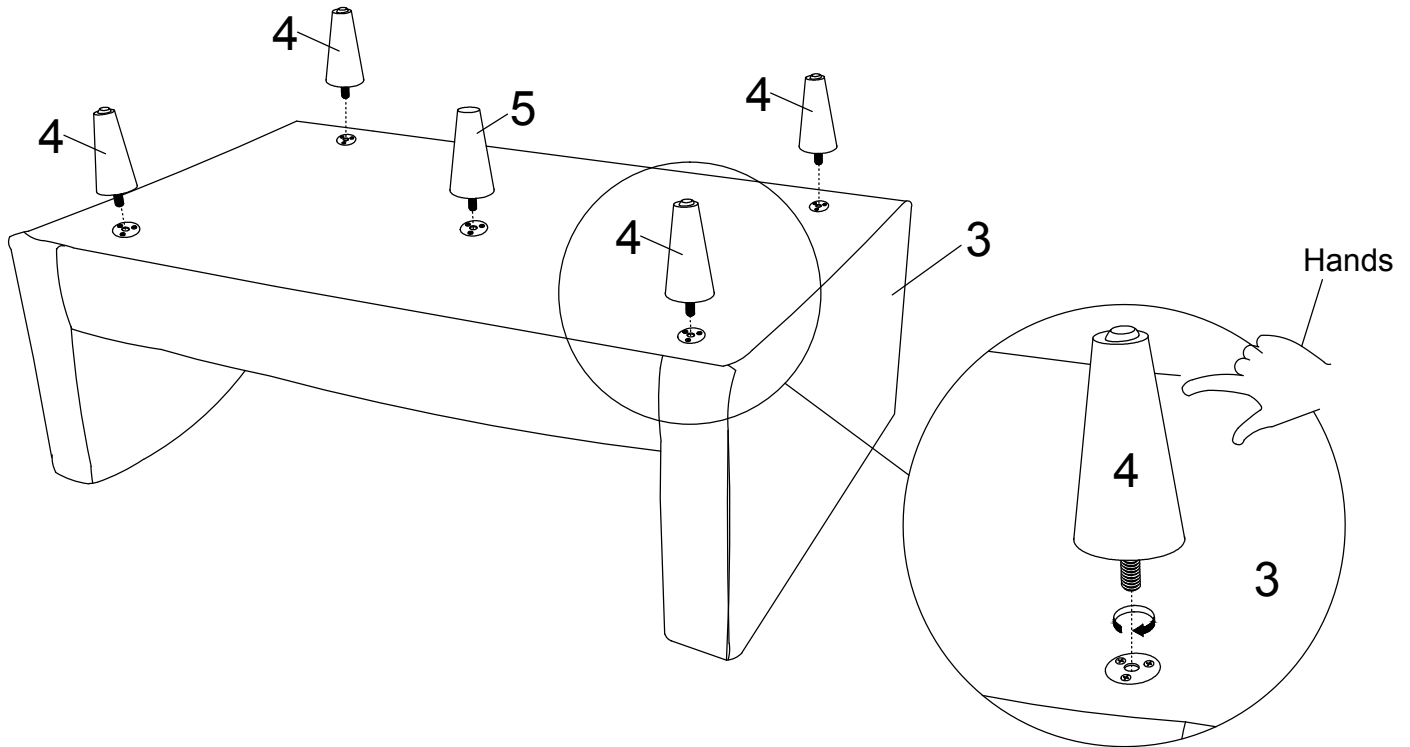


SOFA

Step 3:

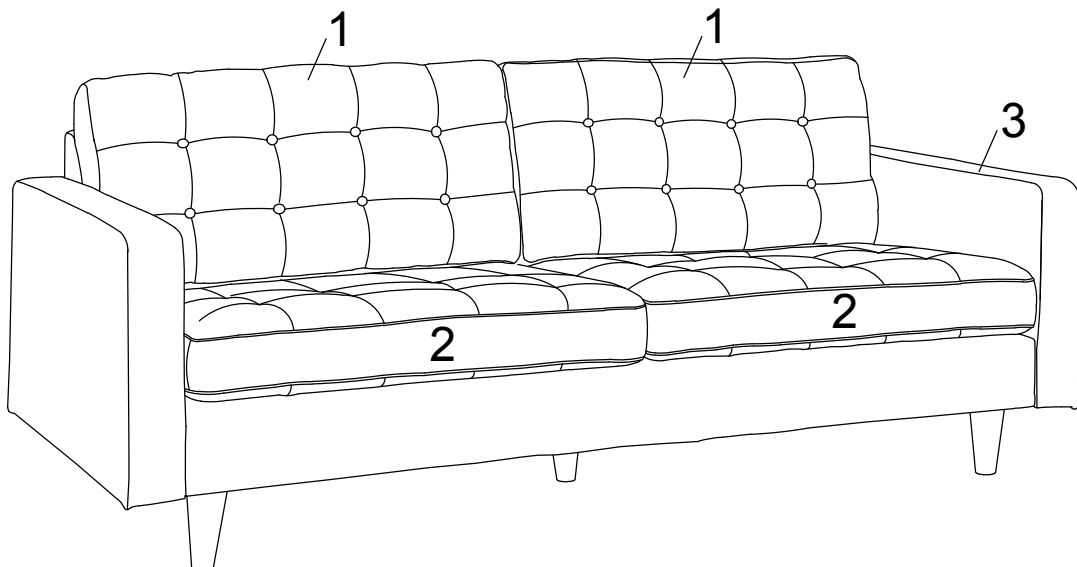
Please insert the Middle Leg(5) into the hole on the round metal plate in the middle . Use hands to tighten the Middle Leg(5) clockwise until secure.

Please insert 1pc of Corner Leg(4) into the hole on the round metal plate in the four corner. Use hands to tighten the Corner Leg(4) clockwise until secure. Repeat the same process for other three Corner Leg(4).



Step 4:

Carefully turn over the sofa and put on the Back Cushion(1) and Seat Cushion(2).



Assembly is completed. The sofa is ready to enjoy now !
