





PRODUCT DESCRIPTION

Read instruction carefully . Remove all wrapping material , staples and straps from the carton . See Hardware and Furniture Part List for guidance . Be sure you have all parts before you start assembling . Place all wooden furniture parts on a clean and flat soft surface , such as a carpet or rug to prevent the parts from being scratched .

CAUTION:

KEEP ALL HARDWARE PARTS OUT OF REACH OF CHILDREN.

HARDWARE LIST			
ITEM	DESCRIPTION		QTY
1	HEX COM SCREW 5/16" x 2 1/2"		8 Pcs
2	SPRING WASHER 5/16"		8 Pcs
3	FLAT WASHER 5/16"		8 Pcs
4	SPANNER 12.8		1 PC

PARTS LIST		
ITEM	DESCRIPTION	QTY
A	TABLE TOP	1 PC
B	TABLE LEG	4 Pcs