

INSTRUCTION MANUAL

ASSEMBLE GUIDE

Thank you very much for choosing our product!

Please take time to read these instructions thoroughly and follow each step carefully for safe and easy operation. Keep this manual for future reference, especially for the safety information.

Also, it is better for you to assemble the chair in cooperation with 2-person, having a second person to help you makes it even easier.

Please read and understand this manual before any assembly. Before beginning assembly of product, make sure all parts are present. Compare parts with packaging contents list.

If any part is missing, damaged and any questions, please feel free to contact us.

PARTS LIST

A



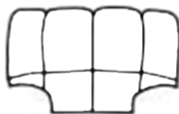
1PC

B



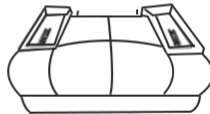
1PC

C



1PC

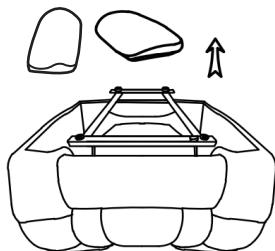
D



1PC

ASSEMBLE INSTRUCTION

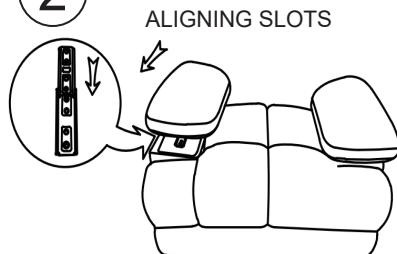
1



STEP 1

Take out the two armrest cushions from the bottom of the chair.

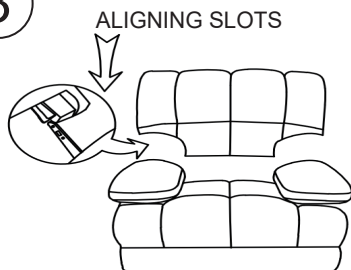
2



STEP 2

Align armrest to the seat base through the slots.


3



STEP 3

Align the back to the seat base through the slots then to press down backrest, until hear a "click".

4

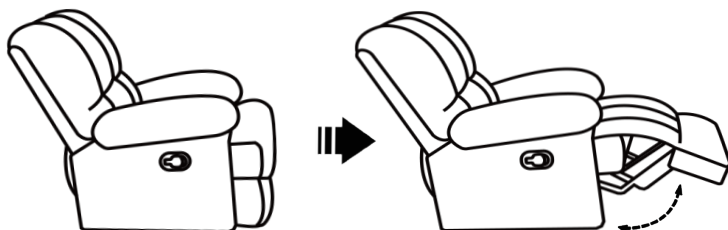


STEP 4

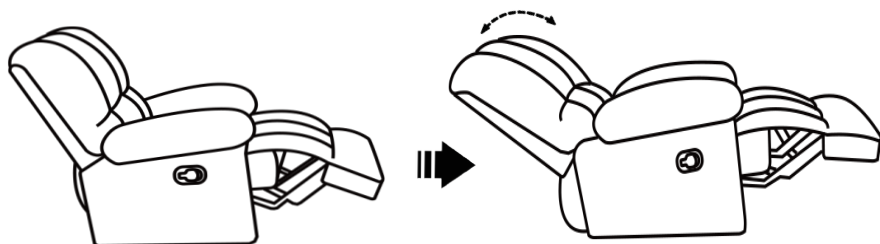
Check that the backrest is no longer shaking and will not be pulled out.

Operating Instructions



Step1: Pull out the handle located on the right side of the chair to open the footrest for using.



Step2: The backrest is easy to recline to push by your back. And when you sit up, the backrest return to the initial position too.

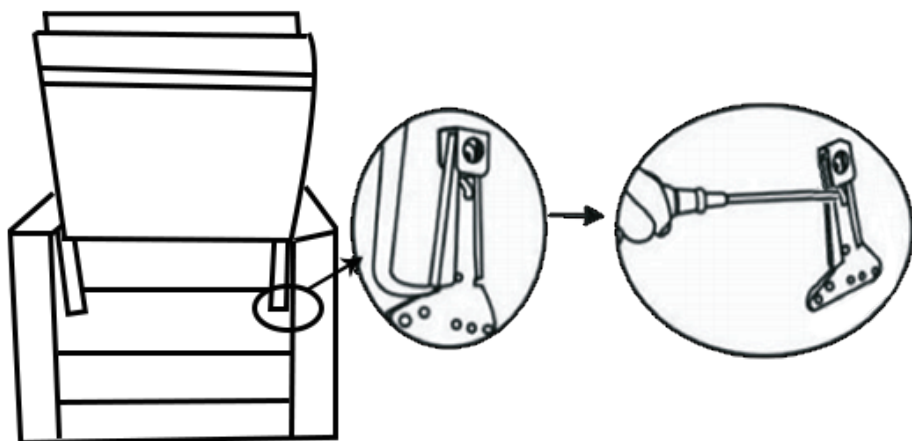


Step3: Use your heel against the low part of the footrest to close down, and after hearing a “click” to lock footrest. If your meet some problem not to close the footrest, please ask your friends and family to help you.



How to Disassemble

Please use your fingers or find a strong tool to metal groove in the metal piece outward, at the same time pull up the backrest, when both sides of the metal piece out of the slot, you can take off the backrest of the chair.



Thank you for purchasing!

We are dedicated to bringing you the best online shopping experience and making your life comfortable. We pride ourselves on an integrated supply chain team that works meticulously to deliver you products and service with greatest value. It is always our belief that how customers view our business and service ultimately defines our brand. So, how did we do? Please let us know by making an online remark about it.

Good job, Would you like to share your experience to assist others with their shopping decisions?

Not good. Can you give us a chance to fix the problem?

**Arrives In
One package**



**10 Minutes
Assemble**



**24-hour
Customer Service**



We hope you enjoy your new furniture!