

# LARGE NIGHTSTAND


## Assembly Instruction

A . Components :  
1. Large Nightstand

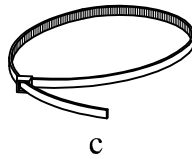
Qty  
1 x



a



b



c



d




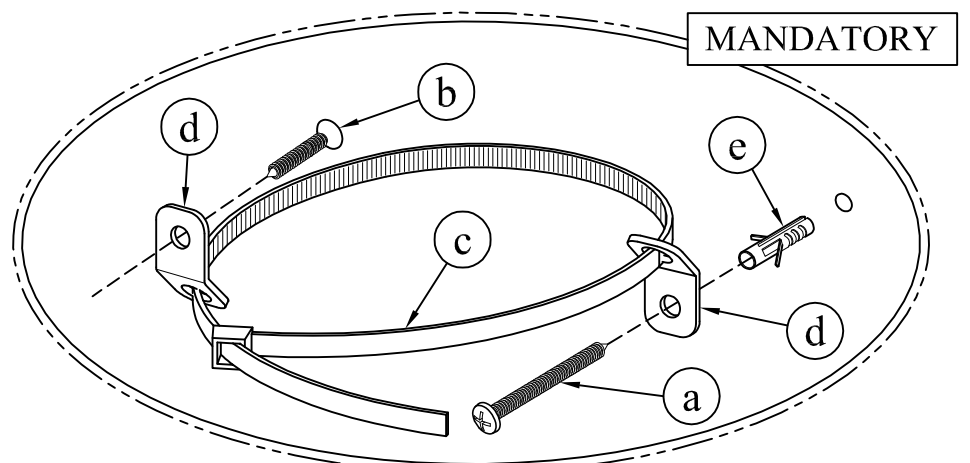
e

B . Hardware :

- |                    |            |
|--------------------|------------|
| a. Screw Ø8 x 2"   | Qty<br>1 x |
| b. Screw Ø8 x 5/8" | 1 x        |
| c. Restrain Strap  | 1 x        |
| d. Metal Anchor    | 2 x        |
| e. Fischer         | 1 x        |

C . Tool Required :

- a. Screw Driver = (Not Included)



### WARNING

**Serious or fatal crushing injuries can occur from furniture tipover. To help prevent tipover :**

- Install tipover restraint provided.
- Place heaviest items in the lower drawers.
- Unless specifically designed to accommodate, do not set TVs or other heavy objects on top of this product.
- Never allow children to climb or hang on drawers, doors or shelves.
- Never open more than one drawer at a time.
- (OR)
- Do not defeat or remove the drawer interlock system.

**Use of tipover restraints may only reduce, but not eliminate, the risk of tipover.**

*This is a permanent label. Do not remove.*