

EN_ IMPORTANT, RETAIN FOR FUTURE REFERENCE: READ CAREFULLY.

FR_ IMPORTANT: A LIRE ATTENTIVEMENT ET À CONSERVER POUR CONSULTATION ULTÉRIEURE.

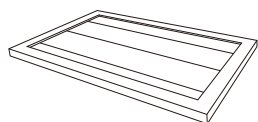
ES_ IMPORTANTE, LEA Y GUARDE PARA FUTURAS REFERENCIAS.

PT_ IMPORTANTE, RETER PARA REFERÊNCIA FUTURA: LEIA ATENTAMENTE.

DE_ WICHTIG! SORGFÄLTIG LESEN UND FÜR SPÄTER NACHSCHLAGEN AUFBEWAHREN.

IT_ IMPORTANTE! CONSERVARE IL PRESENTE MANUALE PER FUTURO RIFERIMENTO E LEGGERLO ATTENTAMENTE.


PARTS



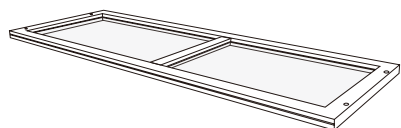
A*2



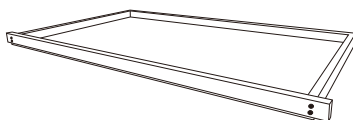
B



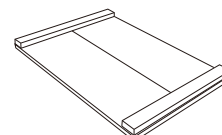
C



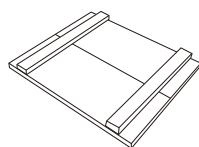
D



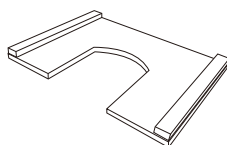
E



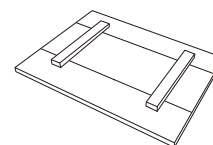
F



G*2




H



I



J



K

HARDWARE



3.5*35mm 8pcs

S1



3.5*25mm 1pcs

S2



3.5*20mm 14+1pcs

S3



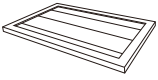
3.0*12mm 6pcs

S4

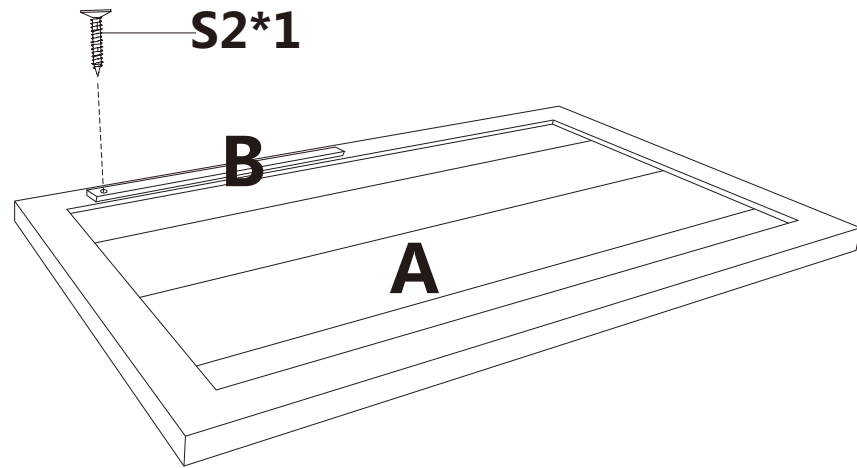


2pcs

S5

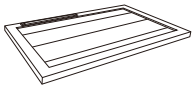
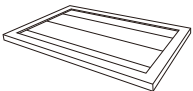

A x01**B** x01**S2** x01

3.5*25mm

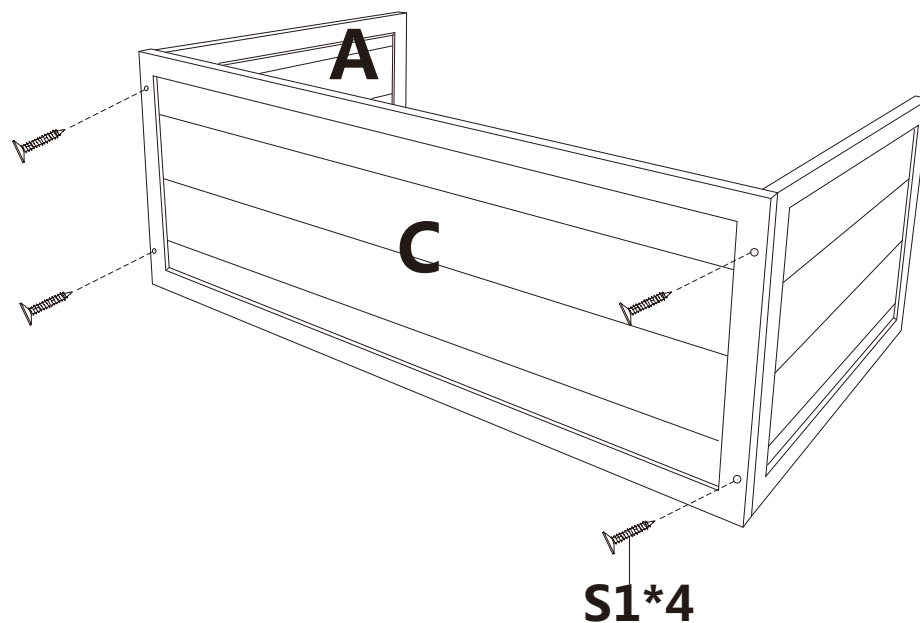


*EN*_ Do not confuse similar screws.
*FR*_ Ne pas confondre des vis similaires.
*ES*_ No confunda tornillos similares.
*PT*_ Não confundir parafusos semelhantes.
*DE*_ Verwechseln Sie ähnliche Schrauben nicht.
*IT*_ Non confondere le viti simili.

01

**A** x01**C** x01**S1** x04

3.5*35mm



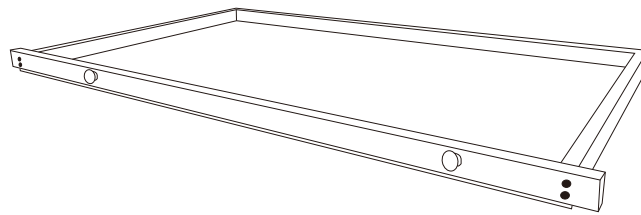
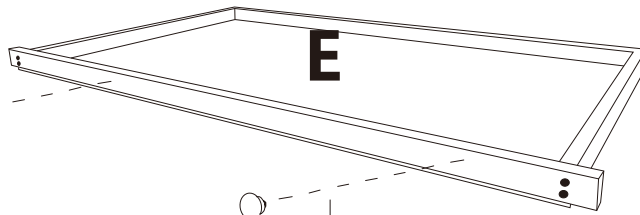
E x01



S5 x02





S5*2



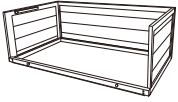
02




03



04



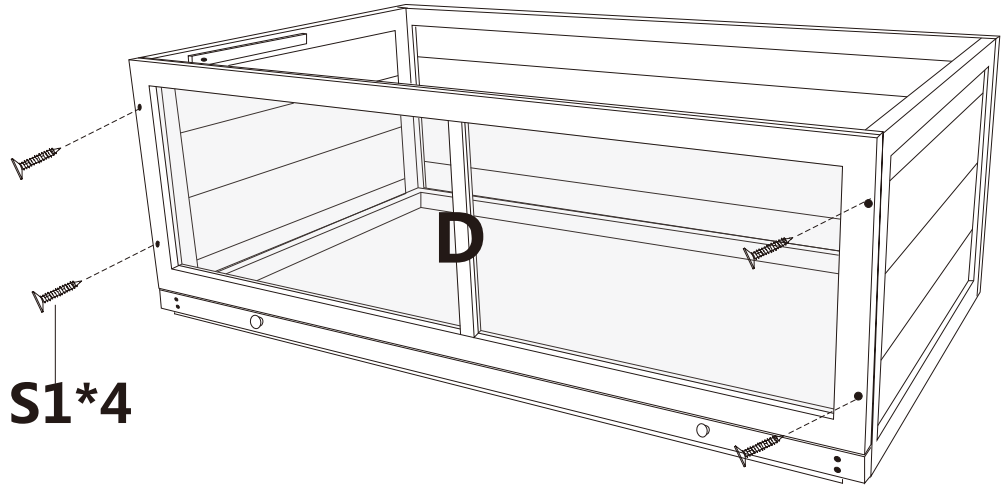
D x01



S1 x04

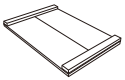


3.5*35mm

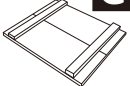


S1*4

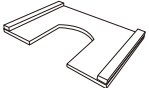
F x01



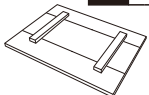
G x02



H x01



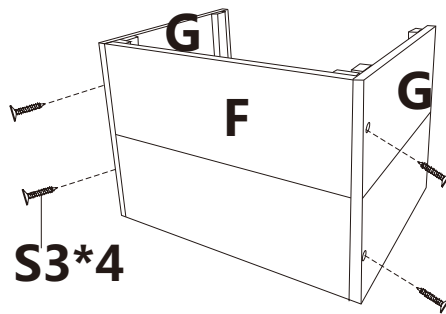
I x01



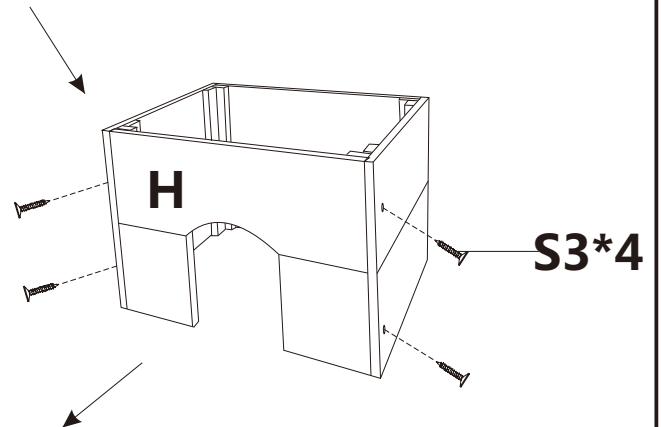
S3 x12



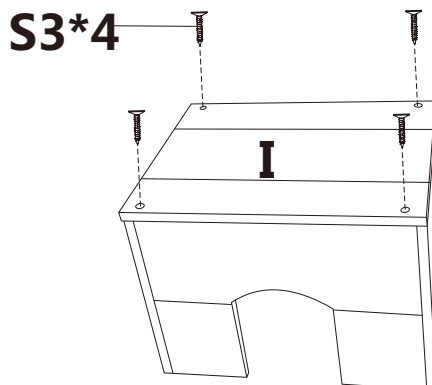
3.5*20mm



S3*4



S3*4



S3*4

06



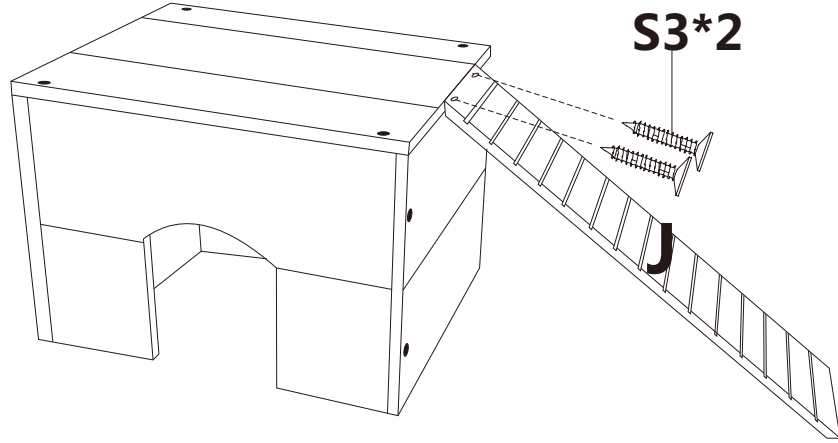
J x01



S3 x02



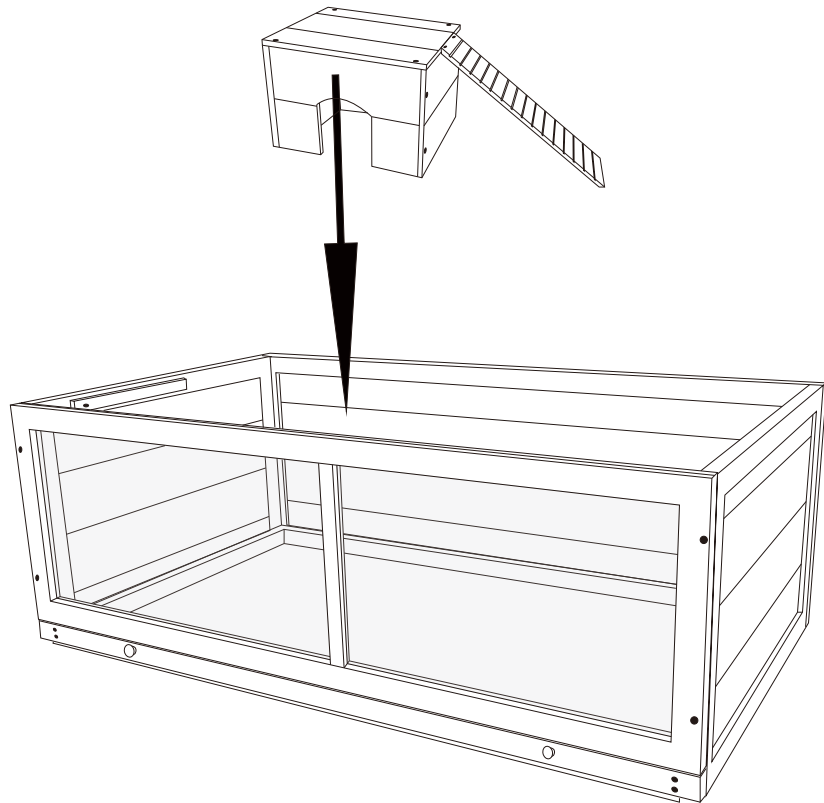
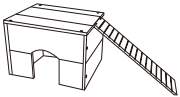
3.5*20mm



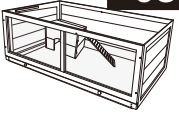
05



07



08



K x01



S4 x06



3.0*12mm

