







PRODUCT PARTS

| | | |
|--|---|-------|
|  | PARTS | |
| |  | 8 PCS |
| |  | 8 PCS |
| |  | 2 PCS |

CARE GUIDE :

- While assembling the product, tighten the bolts up to 50%. Once all parts are in place, only then fully tighten the bolts.
- Clean regularly with a soft and dry cloth.
- To protect inish, avoid use of abrasive cleaners.
- Wipe up spills immediately. Please!

Assembly Instructions



Minimal & Sleek Design



Keyhole Mounting

(3)

