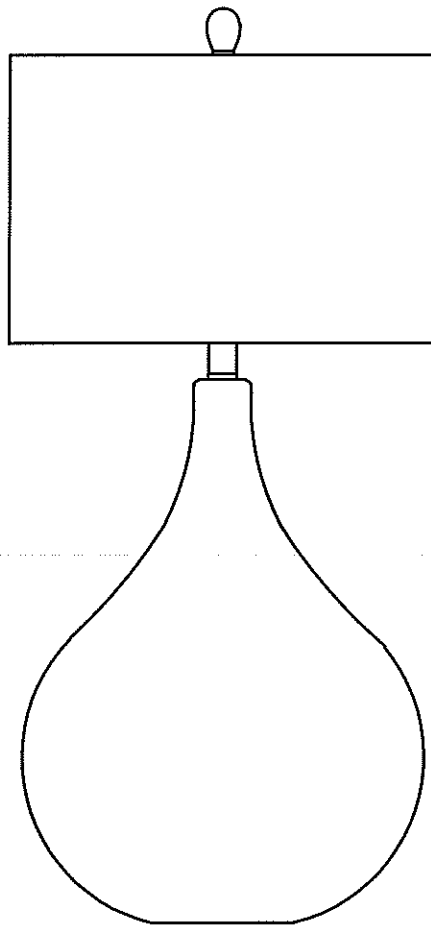


**23.5"ACCENT LAMP,SILVER GLASS FINISH,  
CREAM SQUARE SHADE**

## **ASSEMBLY INSTRUCTION**



# ASSEMBLY INSTRUCTION

## ASSEMBLY TIPS

- 1.Remove hardware from box and sort by size.
- 2.Please check to see that all hardware and parts are present prior to the start of assembly.
- 3.Please follow attached instructions in the sequence indicated to assure fast and easy assembly.



Warning!

Do not attempt to repair or modify parts that are broken or defective. Please contact the store immediately.  
This product is for home use only and not intended for commercial establishment.

## PARTS IDENTIFICATION:

**STEPS:** Assembly time 5 minutes .1 people needed

A.Finial



1pc

B.Shade



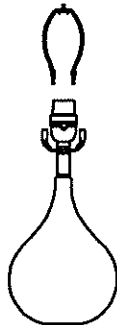
1pc

C.Harp



1pc


D.Base



1pc




A.Finial



B.Shade



C.Harp



D.Base

**Step 1:** Attach the harp (C) to the base (D) and place the shade (B) on the harp (C), then secure with finial (A).

This portable lamp has polarized plug(one blade is wider than the other)as a safety feature to reduce the risk of electric shock ,this plug will fit in a polarized outlet only one way.If the plug does not fit fully in the outlet,reverse the plug.If it still does not fit ,contact a qualified electrician.never use with an extension cord unless plug can be fully inserted.do not alter the plug.

A19 replacement bulb ,100W (sold separately)