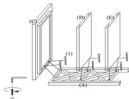


ASSEMBLY INSTRUCTIONS

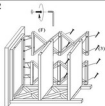
	PARTS	QTY
A		1PC
B		1PC
C		1PC
D		1PC
E		1PC
F		2PCS
1		16PCS
2		16PCS
3		8PCS
4		1PC

Step By Step Assembly Instructions

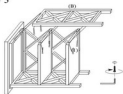
step 1



step 2



step 3



Finish

