

RA Series / SE Series Mortise Set



Material

Stainless Steel Levers and Escutcheons

Levers

All INOX Stainless Steel lever designs

Finish

- 630 Satin Stainless Steel (US32D)
- 629 Bright Polished Stainless Steel (US32)
- Two-tone Stainless Steel (SP)
- 613 Oil Rubbed Bronze on Stainless Steel (10B) on selected lever designs

* See page 2.1 for finish availability.

Application

For residential and light-duty commercial application.

Features

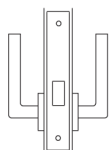
- Strong spring chassis
- Concealed bolt-thru fixing
- Flexibility of sectional and plate trim combinations

Specification

- Door Thickness: 1-3/4" (44mm) standard, Thick door kits available.
- Backset: 2-3/4" (70mm).
- Specifying handing for all functions.
- Lockcase is field reversible without disassembly.
- Lever spindle 8x8mm square, Thumb-turn spindle 5x5mm square.
- Center Distances:
Lever to cylinder 3-7/8" (98mm),
Lever to thumb-turn hub:
2-11/16" (68mm).
- Case Size: 4-7/16" x 6-1/16" x 1" (113 x 154 x 25mm).
- Deadbolt: 1" (25mm) throw in stainless steel.
- Latchbolt: 3/4" (19mm) throw with anti-friction.
- Schlage C keyway 6 pin cylinder with 2 keys, Keying services available.
- All mortise locks have emergence egress.
- ANSI A156.13 Grade 1 optional and security, UL listed for 3-hour fire door.

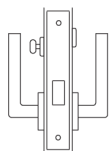
Functions

Non-Keyed Lock



MC701 (ANSI: F01) Passage

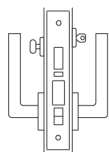
Outside and inside levers are always unlocked.



MC722 (ANSI: F22) Privacy

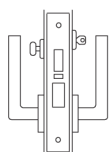
Inside thumb-turn locks and unlocks outside lever; outside release button with slot for emergency unlock from outside. Inside lever is always unlocked.

Keyed Lock with Deadbolt



MC720 (ANSI: F20) Entrance

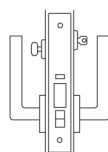
Key outside, thumb-turn inside. Outside lever free-wheel when deadbolt is locked. Inside lever allows emergency egress. Built-in toggle always locked unless unlock manually.



MC738 (ANSI: N/A) Entrance without toggle

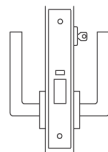
Key outside, thumb-turn inside. Outside lever free-wheel when deadbolt is locked. Inside lever allows emergency egress.

Keyed Lock without Deadbolt



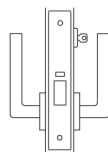
MC704 (ANSI: F04) Office or Inner Entry

Key outside, thumb-turn inside. Outside lever free-wheel when latchbolt is locked. No deadbolt. Inside lever allows emergency egress. Built-in toggle function.



MC705 (ANSI: F05) Classroom

Key from outside lock and unlock outside lever to operate latchbolt. No thumb-turn inside. Inside lever allows emergency egress.

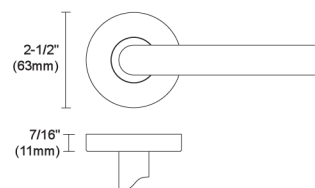


MC707 (ANSI: F07) Storeroom

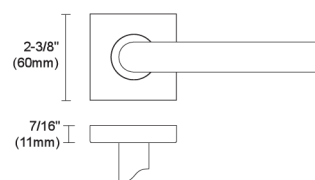
Key from outside lock and unlock latchbolt. Outside lever is always inactive. No thumb-turn inside. Inside lever allows emergency egress.

Rose

RA Rose



SE Rose



Door Preparation

