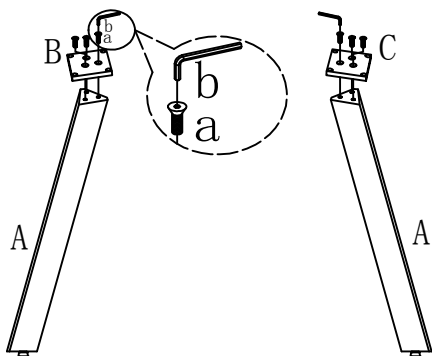


Assembly Instruction

Thank you for purchasing this quality product. Be sure to check all packaging material carefully for small parts that may have come loose inside the carton during shipment.

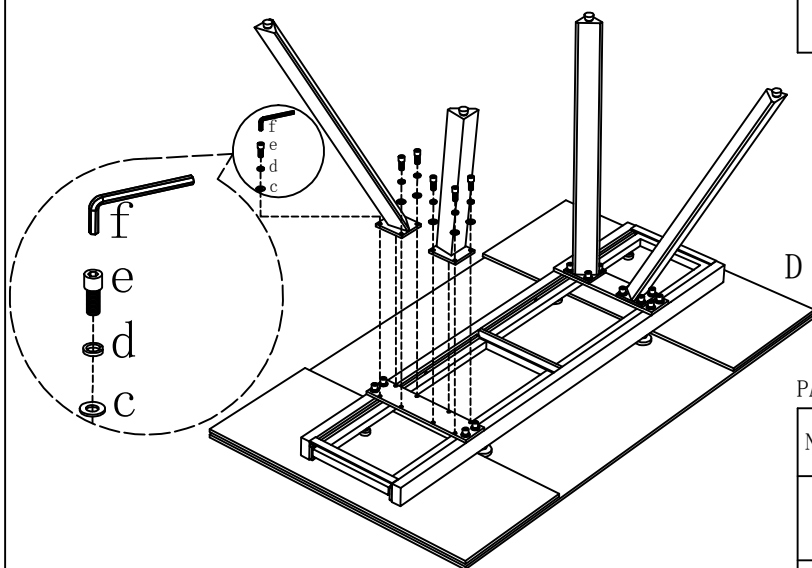
Step 1:



PARTS LIST

NO	DESCRIPTION	SIZE (mm)	SKETCH	QTY
A	FOOT	749*76*45		4PCS
B	LEFT CONNECTING PLATE	6*80*90		2PCS
C	RIGHT CONNECTING PLATE	6*80*90		2PCS
D	FORMING FRAME	1600*900*120		1PC

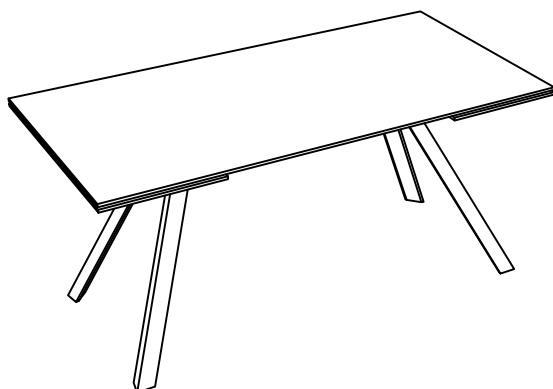
Step 2:



PARTS LIST

NO	DESCRIPTION	SIZE (mm)	SKETCH	QTY
a	SCREW	M8*20		12PCS
b	SPANNER	S5		1PC
c	WASHER	Ø17*1.5-Ø8		16PC
d	TRAMPOLINE	Ø13*2-Ø9		16PC
e	SCREW	M8*20		16PCS
f	SPANNER	S6		1PC

Step 3:



FINISHED

MADE IN CHINA