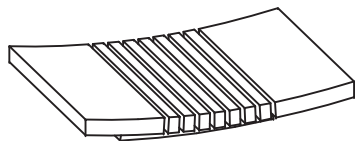


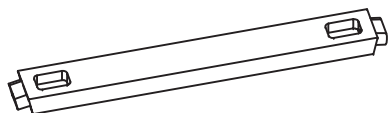
PART LIST



☐ 1. Top = 1 Pc

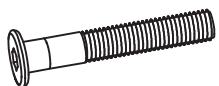


☐ 2. Leg = 2 Pcs



☐ 3. Support = 1 Pc

HARDWARE



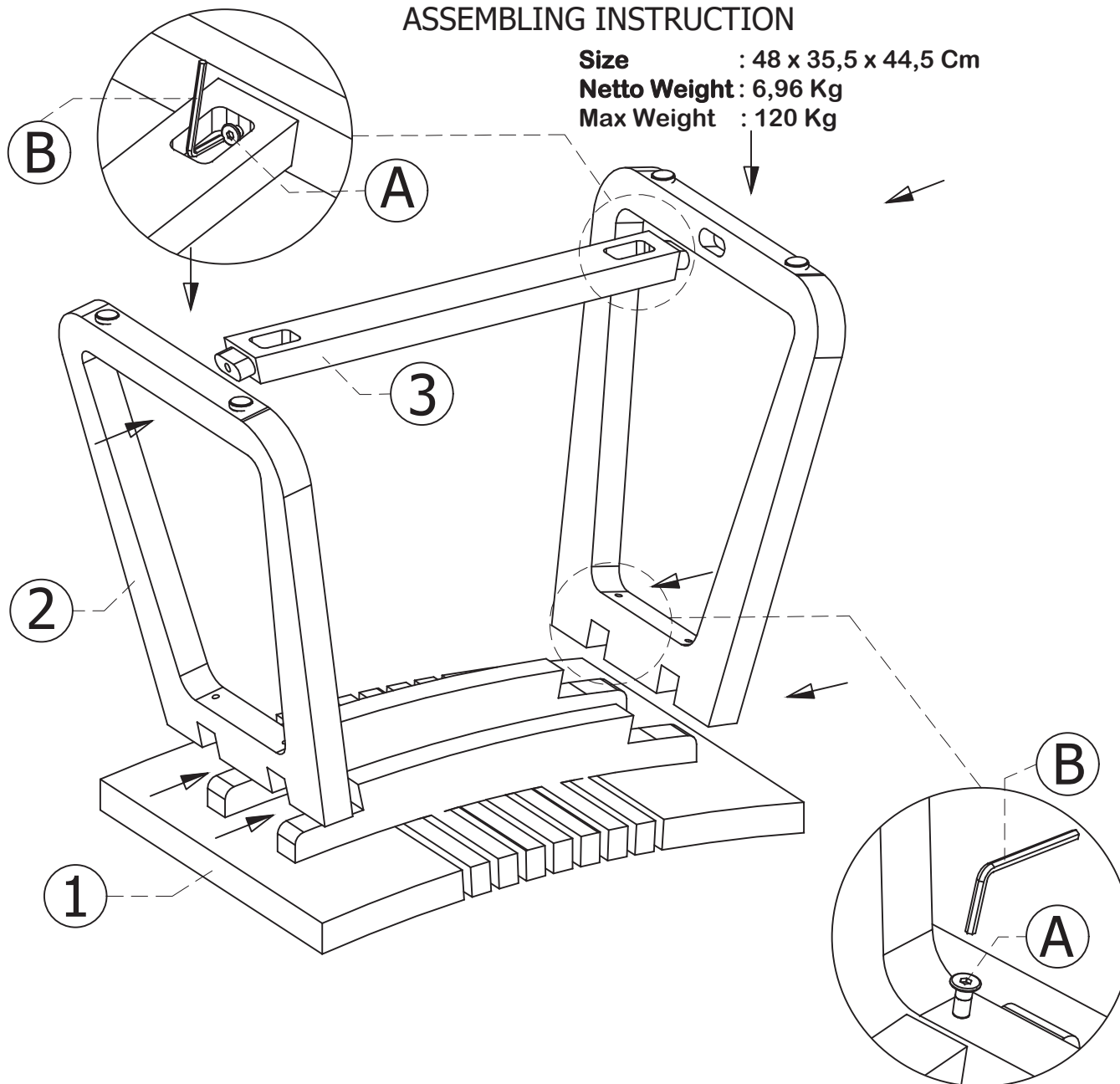
☐ A. JCBC SS M6x40 = 6 Pcs



☐ B. L Key 4 = 1 Pc

ASSEMBLING INSTRUCTION

Size : 48 x 35,5 x 44,5 Cm
Netto Weight : 6,96 Kg
Max Weight : 120 Kg



Instruction care

All Spa products are made of solid teak wood with the best finish to protect against the weather and safeguard the natural beauty of wood. The finish does not require any special maintenance other than cleaning occasionally with a soft brush and mild detergent. When the product is not exposed to water or sunlight it will maintain the same look for many years.

Maintain color

The teak produces its own natural oils that keep the wood in good condition. When exposed to the elements or placed in direct sunlight, teak will slowly turn from its original golden honey color to a soft, silvery gray. This patina process is completely normal and serves as a natural way to protect the wood.

If you prefer to keep the teak products at its original color instead of letting it weather to a silvery-grey patina then you can apply a teak oil to the products and it will help maintain that look. Apply a small amount of teak oil on a soft rag and rub onto a clean and dry teak product. After you have oiled the product then wipe again with a clean dry rag to remove excess oil.

How To Clean

For cleaning the teak, dampen the surface with clean water then the cleaning solution should be applied evenly using a soft cloth or sponge and wait for 10–15 minutes then scrubbing in-line with the grain of the wood. Avoid using a rough sponges which can scratch or splinter the wood's surface. When finished, lightly rinse the furniture with clean water.

To remove stains, a plastic-bristled brush can be used. For tougher stains, adding a little bleach or oxalic acid to the mix may be necessary. If a stain still cannot be removed, you may resort to lightly sanding away the affected area with a fine-grit sandpaper. Sanding will remove any sealer or patina on the wood's surface.

WARNING

- . Do not let the product touched by any sharp objects
- . Do not overtighten all bolts or screws to the products
- . Do not use as a step stool