

LOVE NOTE

Wall Tile



LOVE NOTE As unique as your penmanship, Love Note conveys signature style to your interior design. Let your walls be your memoir as you write with the eclectic colors and shapes of this ceramic wall tile collection. Punctuate spaces with light and dark colors. Blend interesting shapes to create the loops and lines of your manuscript. Craft an epic tale with the collection's handmade variation that lends design depth and promises to wow.



Each tile has a handmade appearance with a watercolor effect around the edges. Trending colors, including notable hues that let you dot your i's and cross your t's with distinct flourish and fashion.

SHOWN IN SKY LEAF MOSAIC




Color Palette

Available Colors



WHITE




GRAY



SKY




PAPRIKA



CHARCOAL

SPECIFICATIONS

shown in Charcoal




Sizes

Nominal Size (in)	Actual Size (in)	Thickness (in)	Finish
3 x 6	3 x 6	3/8	Gloss
3 x 12	3 x 12	3/8	Gloss
Diamond Mosaic	12 x 12	3/8	Gloss
Leaf Mosaic	12 x 12	3/8	Gloss


Mosaic are mesh mounted on a 12 x 12 sheet
 Crossville recommends an 1/8 inch - 1/4 inch grout joint.

Product Performance

Breaking Strength	>500 lbf	ASTM C648
Chemical Resistance	Unaffected	ASTM C650
Water Absorption	10-15%	ASTM C373
Scratch Hardness	6	Mohs Scale



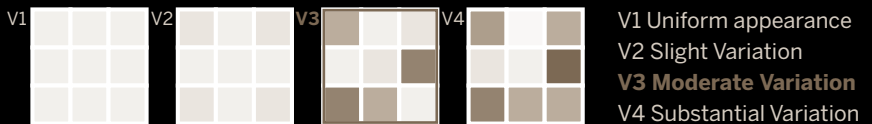
DIAMOND MOSAIC



LEAF MOSAIC

Shade & Texture Index

Love Note has a shade variation of V3.



This tile product is produced with a V3 variation. Expect that the amount of color and texture on each piece may vary significantly. Inspect the product upon delivery and for best results, blend tile from several cartons during installation.

INSTALLATION

These instructions are provided as a general guide to most installations. Please read and understand this information before proceeding. Inspect your tile before installation to ensure this product meets your requirements. Installation of the product deems your acceptance. Love Note tile provides a handmade look for interior installations only. Only the finest clays and glazes are used in producing these unique tiles. This look is the perfect companion to glass and other ceramic tile - creating an elegant handmade finish. Love Note tiles are manufactured to appear hand made. Due to this handmade appearance, variations in size, thickness, flatness, and color are to be expected. Because of these characteristics, grout joint width may vary from a minimum of 1/8 inch to a maximum of 1/4 inch. Blending the tile before and during installation is recommended.

APPLICATIONS

Love Note tile is recommended for interior vertical surfaces only.

WALLS

Concrete/masonry and cement backer board can be used for wet area interior walls. Gypsum board may be used for dry interior walls.

INSTALLATION - MORTAR

To minimize lippage and gain superior adhesion, use a premium thin-set mortar modified with polymer or latex, compliant with ANSI 118.4 or a TYPE I multi-purpose ceramic floor and wall adhesive and compliant with ANSI 136.1 requirements. Given Love Note tile's dimensions and thickness, a 1/4" notched trowel should be used.

CUTTING & DRILLING

Eye protection should always be worn when cutting, drilling or grinding tile. Cuts can be made with a wet saw and a new diamond rimmed blade designed to cut ceramic tile. Cutting may also be achieved using a score and snap tile cutter such as Rubi, Sigma and Ishii (small diameter scoring wheels, 8-10mm, are the most effective for delicately-glazed tiles). Drilling holes can be accomplished with a diamond tipped core bit using a drill with low speed (250 to 300rpm). Continually misting the tile and drill bit during cutting will cool the cut and extend the durability of the core bit. Maintain only moderate pressure during this process. Allow the diamond bit to do the cutting. Again, this helps to keep friction heat low. If partitions or fixtures are to be attached with anchoring bolts, drill hole 1/8" larger to avoid stress transfer to the tile.

GROUTING

When using sanded grout we recommend the use of a soft rubber wall float to minimize the possibility of scratching the tile's finish. After installation it is recommended the tile be cleaned with a commonly accepted neutral cleaner. There are many such products; two examples are Aqua Mix (800- 366-6877) Concentrated Tile Cleaner or TEC (800-832- 9023) Everyday. A white nylon scrub pad or cheese cloth is good for wiping off initial heavy film. Finish with a clean grout sponge or slightly damp terry cloth towel, preferably white, as dyes may transfer to the grout joint.

ADDITIONAL TIPS

When setting tile work small areas of 4 to 6 sq. ft. that can be accomplished in 15 to 20 minutes. This will ensure bonding mortar or mastic is fresh. Any grout on the face of the tile should be cleaned off as soon as the grout firms up in the joints between the tiles. To test, touch the grout joint with your finger. If there is no transfer of the grout to your finger, proceed with clean up. Tile Council of America (TCA Handbook) website is www.tileusa.com and phone is 864-646-8453.

MAINTENANCE WARRANTY

CARE & MAINTENANCE

Regular cleaning is the best way to keep Love Note tile looking good for years to come. Use clean, hot water (combined with a household cleaner for more aggressive cleaning). Rinse thoroughly and dry with a soft cloth to prevent water spots. No waxes or sealers are needed.

Love Note tile may be cleaned with non-abrasive bathroom cleaners such as Lysol and Mr. Clean or Windex. Rinse the surface with clean water. Wipe with a soft, clean cloth.

Cautions:

Do NOT use solvents, paint thinners or acidic cleaners on the surface of Cursive tile.

Do NOT leave detergents containing bleach or solvents in contact with the surface.

Do NOT use abrasive or scratching products. Do NOT use brushes or steel wool. The tiles are delicate and will scratch.

When using products of unknown composition or potentially aggressive formulations, test a tile that may be left over from the installation. If no extra tile remains, a small hidden area of the surface should be cleaned first to assess any change in appearance.

CROSSVILLE LIMITED WARRANTY

Crossville guarantees that its products will meet or exceed the performance specifications outlined in ANSI A137.1- 2012. In the event of latent defects caused by improper manufacture, the company will replace any defective units FOB plant (installation not included), provided the company is notified within one year of installation or within 18 months of shipment of product, whichever occurs first.

Crossville cannot accept responsibility for the performance of its products where improper installation, design or environmental conditions exist. Any misuse or negligence of the product by the customer such as physical or chemical abuse including use of sealers/waxes or other surface treatments, is not covered under warranty. Installation defects or deficiencies are not covered by this warranty. Any defect visual or otherwise that is apparent prior to installation is not covered by this warranty. Crossville's liability on any claim is limited not to exceed the purchase price paid for the product.

This warranty is non-transferable. Samples and merchandising are for general reference only.

SUSTAINABILITY



LOCAL SOURCING

As a family-owned business, we value the impact our sourcing choices make on our local and regional communities, and the environment.

Since our founding, we've always focused on responsible manufacturing and sourcing. From our clay and raw materials for tile, to our trucks, packaging, and printing, we acquire what we need to make (and market) our products from within 350 miles of our operation. Which helps stimulate our regional and domestic economy.



WATER CONSERVATION

Crossville reuses more than 99.98% of water in manufacturing, while the small amount that is unused is returned to the environment. For every gallon we purchase, 3.7 gallons are reclaimed.

Crossville's manufacturing processes are configured so that water is not used as a throughput; rather, it can be used, purified, and then used again cyclically—just as nature intended.

100% of Crossville's manufacturing water needs are supplied by capturing manufacturing water in our closed loop water systems and by recycling industrial water.



ENERGY & EMISSIONS

We value managing the energy consumption in our operations and our supply chain to minimize our negative environmental contributions.

Crossville is committed to managing its energy and natural gas consumption in a responsible manner. The result is Crossville has been able to grow while reducing the amount of emissions per production unit and per weight of raw material.

LOVE NOTE



SHOWN IN GRAY 3X6
FRONT COVER: PAPRIKA DIAMOND MOSAIC

