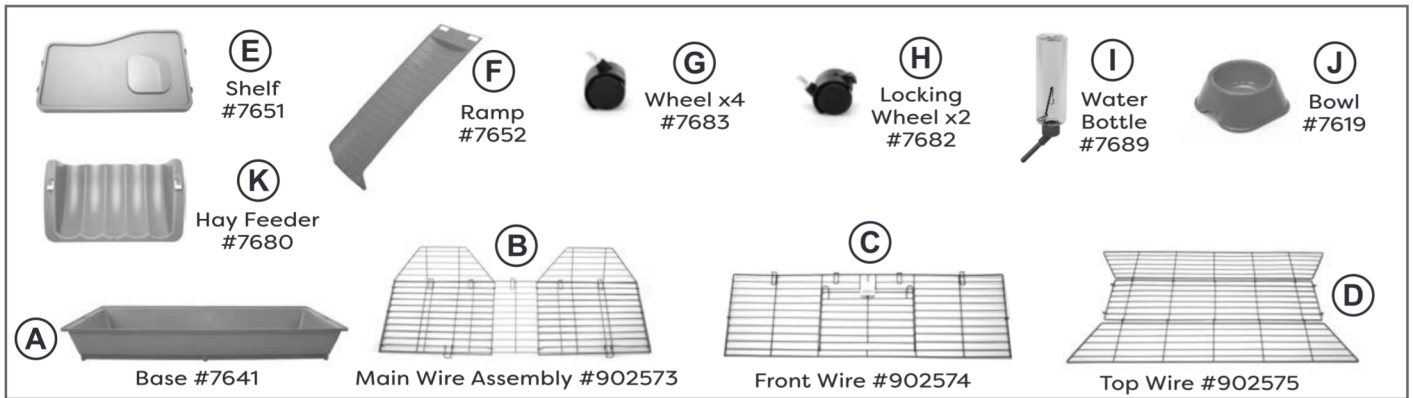



# Rabbit Starter Kit 41 inch

## Assembly Instructions



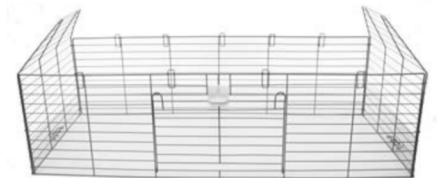

### Step 1

Unfold Main Wire Assembly (B).



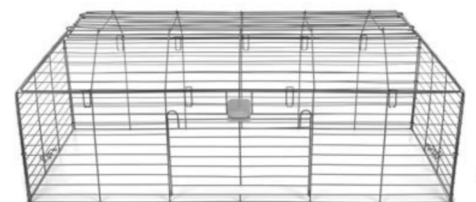
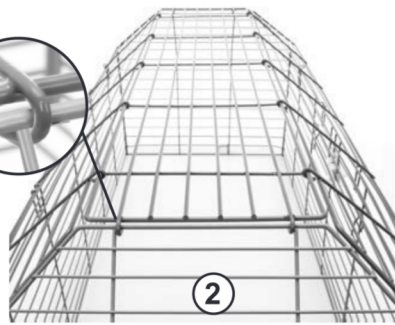

### Step 2

Connect the Front Wire (C) to the Main Wire Assembly (B) by weaving together the wire hooks starting at the base and ending at the top.



### Step 3

Connect Top Wire (D) to Main Wire Assembly (B) (Top wire hooks should face down). Start at back panel and weave together (1). Connect to side panels one at a time (2).



Completed Wire Assembly

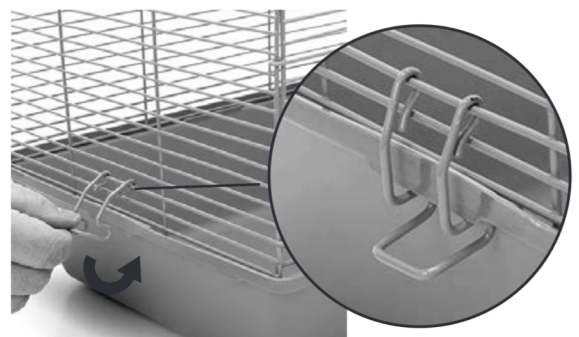
### Step 4

Connect the Wheels (G,H) to the Base (A).




### Step 5

Connect the completed wire assembly to the Base (A) - secure with wire clips.



**Step 6**


Open the front of the Top Wire (D).




Connect the Ramp (F) to the Shelf (E).

**Step 7**

Connect the Shelf (E) and Ramp (F) to the 4th wire rung as pictured.

**Step 8**


Hook the Hay Feeder (K) onto the 6th rung from the bottom on the Back Wire. Place the Bowl (J) over the raised Shelf (E) section.

**Step 9**

Attach the Water Bottle (I) to the side wire using the spring clip.

**Step 10**

Completed Rabbit Starter Kit.

**Care Tip**

Your pet needs a constant supply of food and water as well as occasional treats. Provide your pet with fresh water and food daily. When re-filling the water bottle, remove from wire hanger and unscrew cap. Be sure to fill completely with cool, clean water and replace the cap.

(NOTE: A few initial drips are normal while the vacuum forms so the bottle will perform properly).

**ware cares™**

We care about the carbon pawprint we leave as a company and are committed to using recycled and recyclable material in the manufacturing of our packaging and pet products.

Revised - 02-11-22

Ware Mfg., Inc. claims copyright protection under U.S. and International Copyright Law in the attached sculptural work and in the content of this packaging. Copyright ©2022 Ware Mfg., Inc. All rights reserved.

If you have any questions or concerns about this product contact our customer service department at 1-800-295-2243 Mon-Fri 8:00 – 4:00 MST or email us at [hello@warepet.com](mailto:hello@warepet.com)