


OWNER'S MANUAL



STAINLESS STEEL TABLE

PARTS LIST

Your Stainless Steel Table should include the following parts. Please inspect box contents to ensure you have received all components.

If you are missing any parts, need assistance with assembly or have questions, please contact Customer Service. Parts can also be requested online.

A

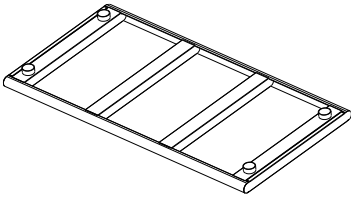
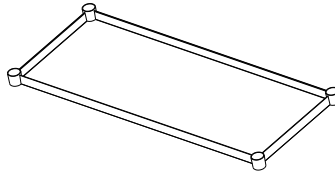


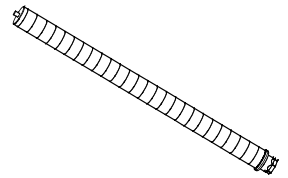
TABLE TOP (1)

B



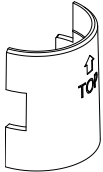
SHELF (1)

C



LEG (4)
Foot Leveler comes pre-installed

D

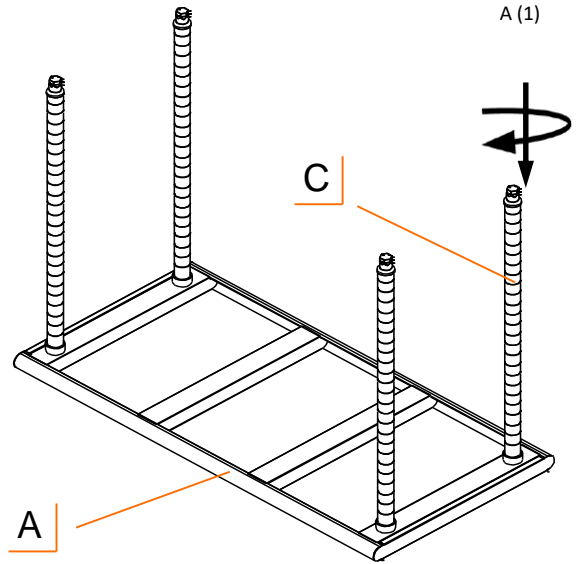
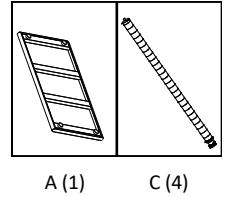


SLIP SLEEVE (8) + 2 extra

ASSEMBLY INSTRUCTIONS

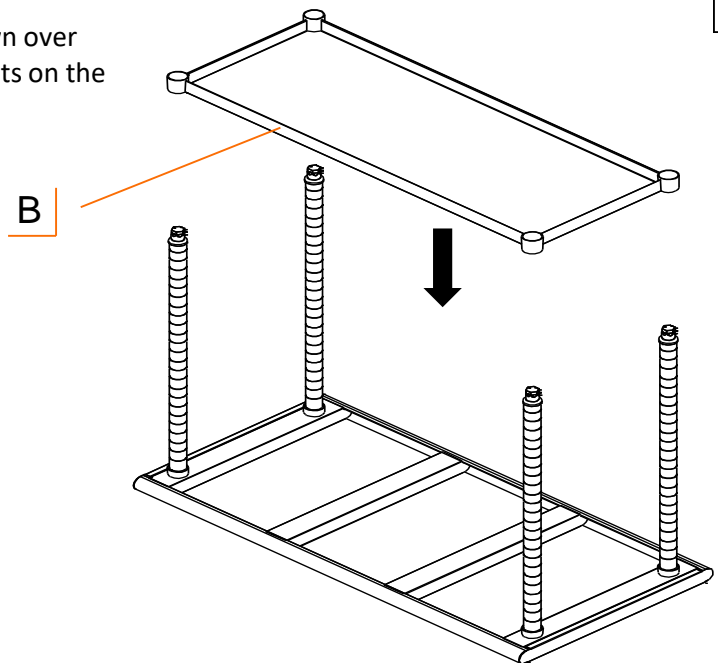
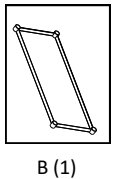
STEP 1

Place TABLE TOP (A) top side down on a clean smooth surface. Screw each LEG (C) into circular collars on corners of TABLE TOP (A). Tighten clockwise until fully secured.



STEP 2

Slide SHELF (B) carefully top side down over each LEG (C) at same time, until it rests on the bottom of TABLE TOP (A).



ASSEMBLY INSTRUCTIONS

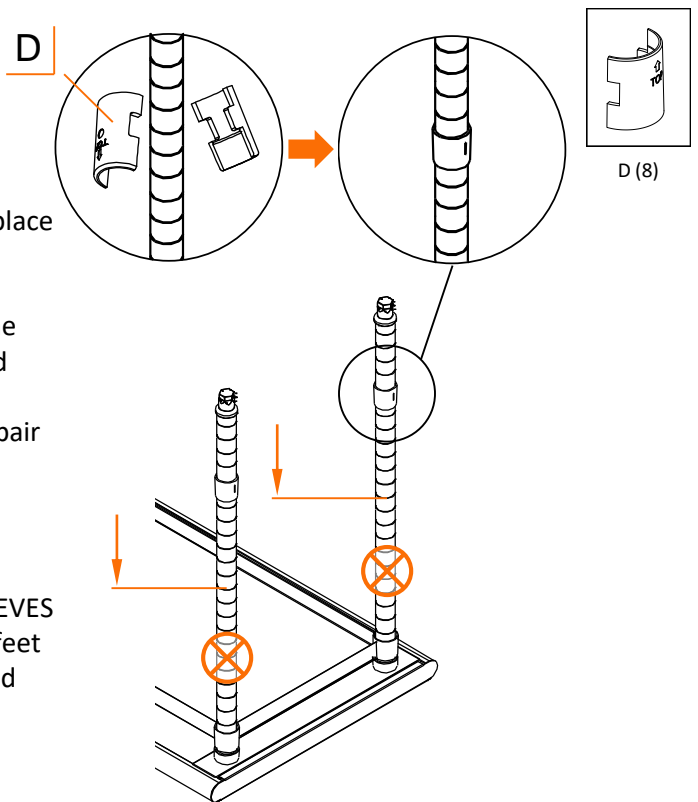
STEP 3

Note that each LEG (C) has slight horizontal line indentations. Each SLIP SLEEVE (D) has raised horizontal lines inside designed to lock them in place on LEG (C).

On LEG (C), place 1 pair of SLIP SLEEVES (D) at the desired level. Make sure arrow points down and word "TOP" is upside-down. Slide pair of SLIP SLEEVES (D) up until you hear a click to confirm pair is locked onto LEG (C).

Do this at the same height for each LEG (C).

Note: For safety and stability, place the SLIP SLEEVES (D) no lower than the 12 indentations from the feet leveler. With additional shelves, one shelf should always be on the lower half of the legs.



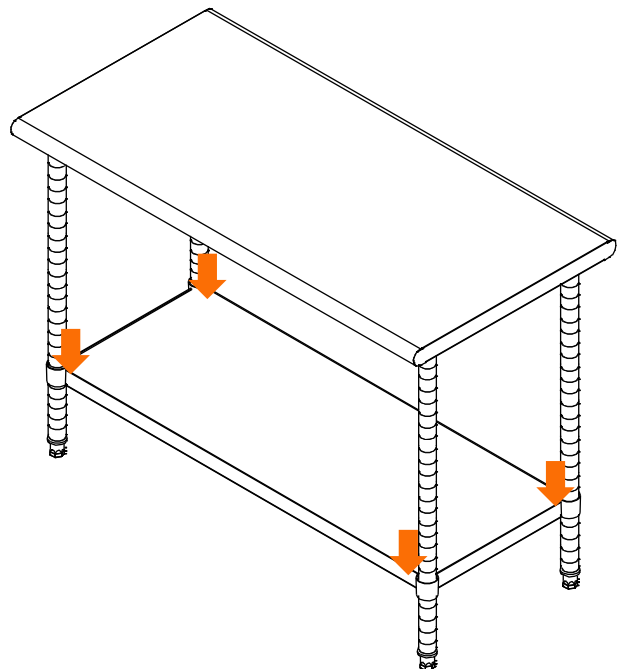
STEP 4

With another person's help, slowly and carefully turn Table right-side up, making sure to hold SHELF (B), so it does not slam down onto the SLIP SLEEVES (D).

Press each corner of SHELF (B) down over SLIP SLEEVES (D) to secure it. Press tightly until each corner collar is over SLIP SLEEVES (D).

Note: Use a rubber mallet, if needed, to secure SHELF (B).

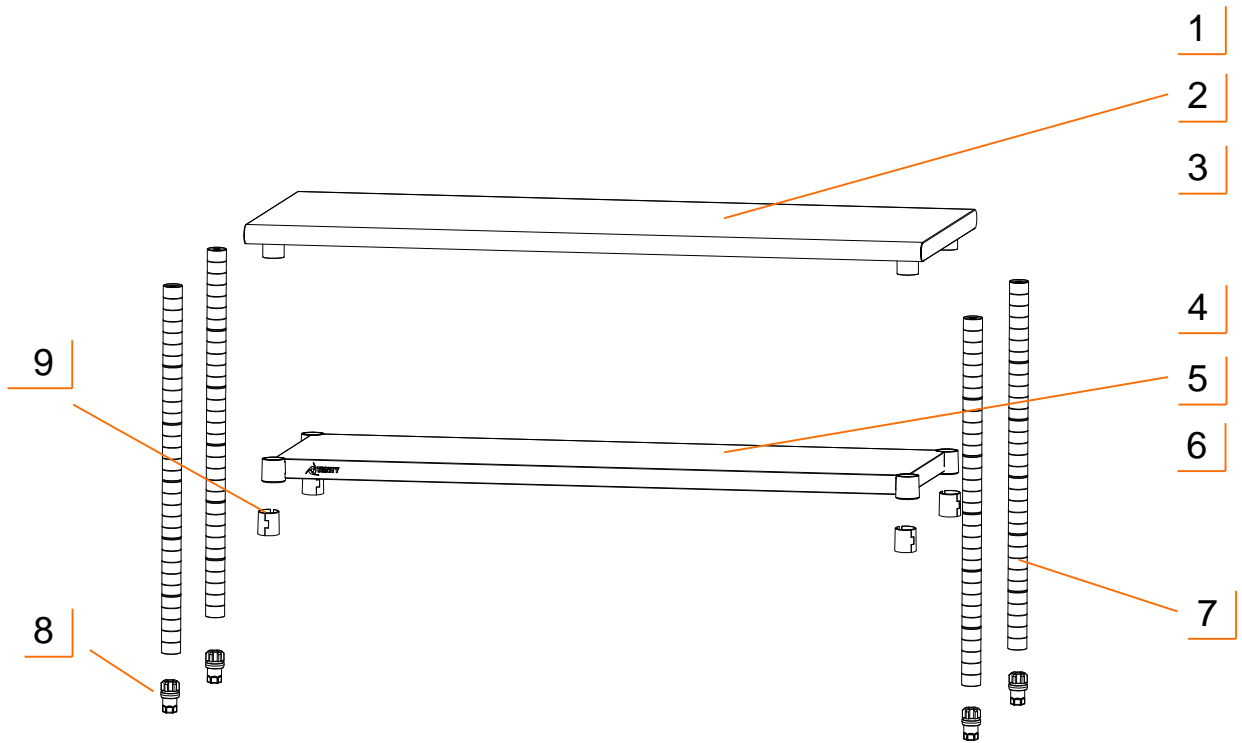
Adjust Feet Levelers until Table is stable and level.



SERVICE PARTS LIST

Customer Service provides the following replacement parts:

Description		Description	
1)	48" Table Top	6)	72" Shelf
2)	60" Table Top	7)	Leg
3)	72" Table Top	8)	Feet Leveler
4)	48" Shelf	9)	Slip Sleeve
5)	60" Shelf		



WARNINGS

- 1. Read and understand all instructions.** Failure to follow all instructions may result in injury and/or damage.
- 2. The warnings, cautions, and instructions discussed in this manual cannot cover all possible conditions or situations that may occur.** The user must always be aware of their environment and ensure that they use the product in a safe and responsible manner.
- 3. Do NOT modify the product in any way.** Unauthorized modification may impair the function and/or safety of the product, and may affect the life of the product.
- 4. Check for damaged parts.** Before using this product, carefully check that all parts are in good condition, and that the product will operate properly and perform its intended function. Check for damaged parts and any other conditions that may affect the operation of this product. Replace damaged or worn parts, and never use this product with a damaged part.
- 5. Do NOT overload the product.**

Weight capacity per 48" shelf	300 lb (evenly distributed)
Weight capacity per 60" shelf	400 lb (evenly distributed)
Weight capacity per 72" shelf	500 lb (evenly distributed)
Total weight capacity of 48" table	1200 lb (evenly distributed)
Total weight capacity of 60" table	1300 lb (evenly distributed)
Total weight capacity of 72" table	1400 lb (evenly distributed)

- 6. Table must be used with at least one shelf installed for stability.**

CARE AND MAINTENANCE

- Use a quality stainless steel cleaner and follow instructions that come with the cleaner. Wipe **ALONG** the grain (NOT against).
- Avoid harsh, abrasive cleaners, and other corrosive chemicals.
- Do not use scouring pad for cleaning.
- Keep dry and avoid damp environments. Should not be left out unprotected in the elements.

PRODUCT REGISTRATION

Thank you for purchasing a Stainless Steel Table. In order to register your product and receive streamlined customer service, please fill out the following Product Registration Form and (1) fax the form (2) complete the Product Registration Form online or (3) scan and email the form. Include a copy of your original receipt with your submission.

First Name: _____ Last Name: _____

Address: _____

City: _____ State: _____ Zip Code: _____

Email Address: _____ Phone: _____

Product Model #: _____ Purchase Date: ____ / ____ / ____

Location of Purchase: _____

Please rate the importance of each feature (1=least important; 10=most important)

Quality ____ Price ____ Size/Capacity ____ Appearance ____ Other ____

How did you hear about our product?

- Magazine Ad Catalog Salesperson Word of Mouth
 Internet Store Display Other

Marital Status: Single Married

Household Income: Below \$50,000 \$50,000-\$150,000 \$150,000+

Education: High School College Graduate School

Primary Residence: Own Rent

Comments/Suggestions:



1 YEAR LIMITED WARRANTY

Stainless Steel Table

We warrant to the original consumer purchaser (“Purchaser”) of the Stainless Steel Table (“Product”) that each Product shall be free from defects in workmanship and materials for a period of 1 year from the date of original purchase. Our obligation under this warranty shall be limited to repair or replacement of, or adequate compensation for the Product which shall not be greater than the amount of the purchase price of the Product, at the option of us, during the warranty period. All replaced parts and Products become the property of us and must be returned to us.

This warranty excludes normal wear and tear of the Product and its parts or components, and damage arising from any of the following: negligent use or misuse of the Product, use contrary to this User’s Manual, or alteration by any one other than us. The warranty period of 1 year shall not be extended or renewed by the repair or replacement of, or compensation for, the Product. Any warranty implied by applicable law is limited in duration to one year from the date of purchase and is subject to the same conditions and limitations as is provided for our express warranty.

Except as set forth herein, and to the extent of applicable there are no warranties on this Product either express or implied, and we disclaim all warranties including, but not limited to, any implied warranties of merchantability, infringement or fitness for a particular purpose. No warranty or guarantee given by any person, firm, or corporation with respect to this product shall be binding on us.

If your Product is defective or otherwise requires service or parts, please call Customer Service toll-free, between 5:00 a.m. and 5:00 p.m. Please tell us which model you purchased, the date of the purchase, and the problem with your Product. A copy of your original purchase receipt must accompany your service request.

LIMITATION OF REMEDIES AND LIABILITY

We (and its employees, officers, members, managers, affiliates an assigns) shall not be liable for any incidental, consequential, special, indirect, remote, special or punitive damages for breach of any warranty, express or implied, including, but not limited to, lost profits, lost savings, loss of anticipated benefits and attorneys’ fees, which arise out of the purchase, use or inability to use the Product, whether arising out of contract, negligence, strict tort, product liability, or any other legal theory on which a claim is based. As noted above, to the extent damages are allowed by our express warranty or by applicable law, those damages may not exceed the purchase price paid for the Product. Without limiting the foregoing Purchaser assumes all risk and liability for loss, damage or injury to Purchaser and Purchaser’s property and to others and their property arising out of the use, misuse, or inability to use this Product. This limited warranty shall not extend to anyone other than the original purchaser of this product, is nontransferable and states your exclusive remedy.

Some states do not allow the exclusion or limitation of incidental, consequential, special, or punitive damages, so the above limitation or exclusion may not apply to you. The above warranty gives you specific legal rights, and you may have other rights which vary from state to state.

CONTACT US

**QUESTIONS? NEED PARTS?
WE ARE HERE TO HELP!**

Please feel free to contact us. There are no questions too small, or any problems too big. We're committed to providing our customers with the highest level of service.