

Smart LED Outdoor Net Lights User Manual

install the APP



Search for the app "echosari" in the "App Store" or browser

· More fun lighting effects waiting for you DIY!

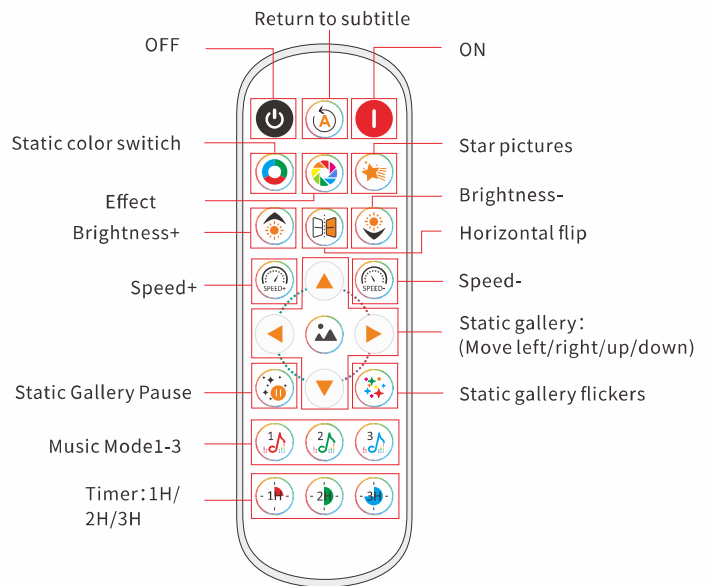


IOS/Android software user manual

Application installation instructions

Please use an adapter above 2A to be compatible with this product. (Included)

I:Key Instruction



Speed+/-:
 Speed increases/decreases in Effect mode
 Speed increases/decreases in dynamic gallery mode
 Speed increases/decreases in left/right/up/down mode of static gallery
 Increased/decreased sensitivity in music mode

Note: The remote control should be faced to the front of the USB (built-in signal receiver) rather the lights.


II.About Settings:

1) In the setting interface, you can set the color calibration, horizontal flip.



2) Effect function

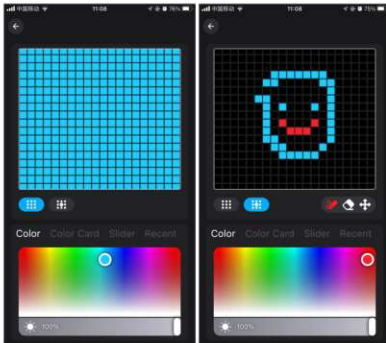
There are built-in 17 lighting effects, and adjustable speed and brightness.



III:Detailed introduction of APP functions

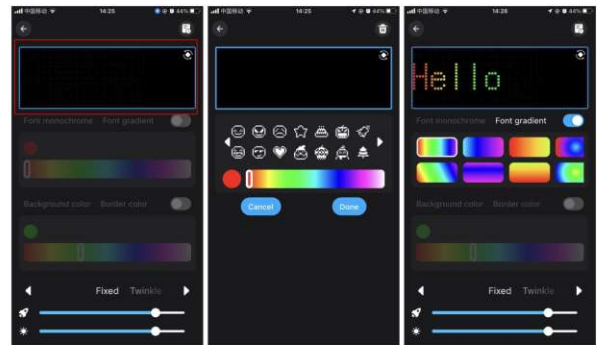
1).Colorful

16 million colors can be picked up! You can edit the curtain light color in whole section or point paint, and adjust the brightness.



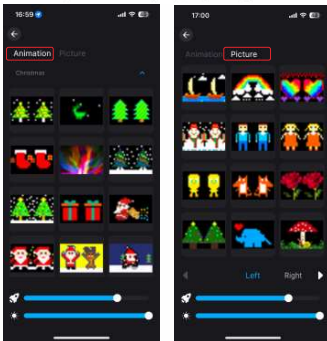
3) Font function

Click "□" to add text or built-in pattern. You can Change the color or base color of the text. It also achieves up and down, around, flicker, fixed and other effects.

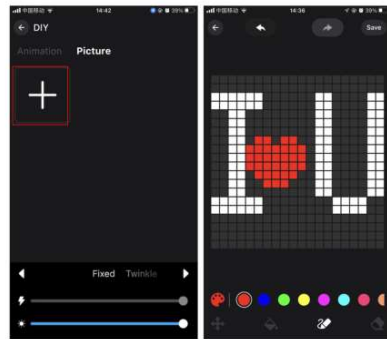


4) Star pictures

built-in dynamic pattern and static pattern selection, curtain lamp according to the selected pattern display lighting effect.

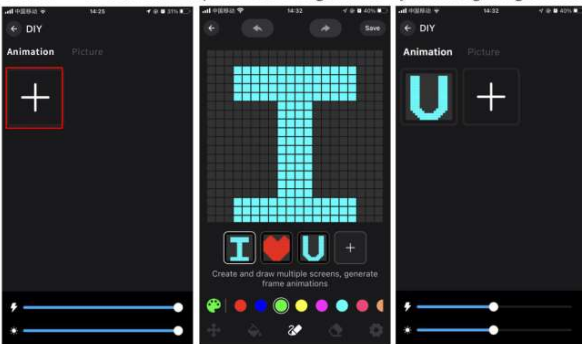


2. Click "+" to make DIY arbitrary patterns and texts. It can also achieve up and down, around, flicker, fixed and other effects. Create the perfect atmosphere for your favorite special occasion.



5) DIY function

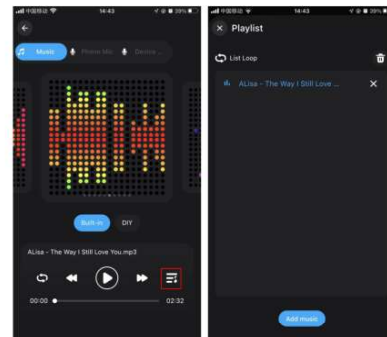
1. Click "+" to create multiple screens to generate dynamic lighting effects.



6). Music Mode

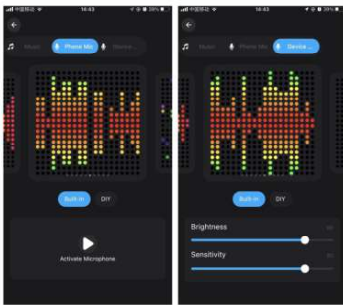
1. Synchronization function of lighting and music rhythm.

Click "Add Music" > Import a music file or import it from the built-in music library.



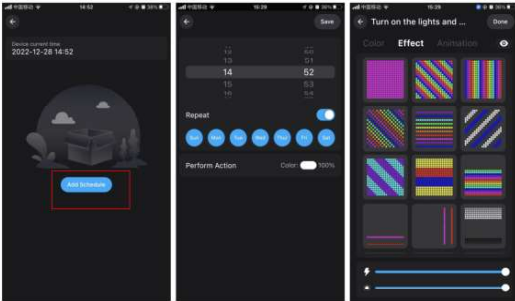
2. MIC

The lights color will change with the sound rhythm when your phone microphone catches the sound. The microphone sensitivity can be adjusted by the slider. There are two ways to input the audio signal on the controller, built in APP microphone and external microphone (For sound control version).



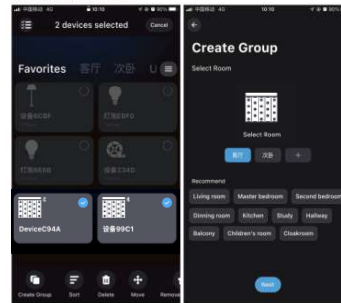
7) Light timer

Smart lights automatically come on and off at given times through the timer function, choose your favorite effect and color then save it.



8) Group Control

This mode allows you to create different groups to control more than one controllers at the same time.



Attentions

a) Please use the product in a dry environment. b) For input voltage, please use the DC voltage within the specified range as instructed in the manual, must not connect into 220V AC directly. c) The product is requested common anode connection. The wrong connection will cause a malfunction.

⚠ WARNING	
<ul style="list-style-type: none">• INGESTION HAZARD: This product contains a button cell or coin battery.• DEATH or serious injury can occur if ingested.• A swallowed button cell or coin battery can cause Internal Chemical Burns in as little as 2 hours.• KEEP new and used batteries OUT OF REACH OF CHILDREN• Seek immediate medical attention if a battery is suspected to be swallowed or inserted inside any part of the body.	