

# *ASSEMBLY INSTRUCTIONS*



***SECTIONAL***

# ASSEMBLY INSTRUCTIONS


## ASSEMBLY TIPS

- 1.Remove hardware from box and sort by size.
- 2.Please check to see that all hardware and parts are present prior to start of assembly.
- 3.Please follow attached instructions in the same sequence as numbered to assure fast & easy assembly.



### WARNING!

- 1.Don't attempt to repair or modify parts that are broken or defective.Please contact the store immediately.
- 2.This product is for home use only and not intended for commercial establishments.

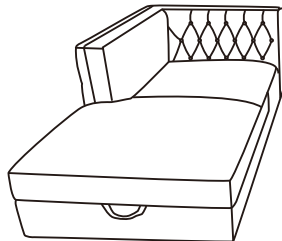


ASSEMBLY TIME

20 MINUTES

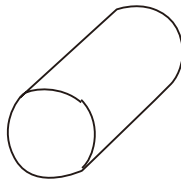
## PARTS IDENTIFICATION

(A) LAF CHAISE



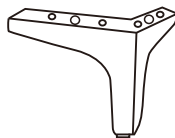
1 PC

(C) LUMBAR PILLOW



1 PC





(D) LEG



4 PCS

Z HARDWARE PACKAGE:

**B1 LEGS ARE IN B2**

NO	DESCRIPTION	FIGURE	Q'TY	NO	DESCRIPTION	FIGURE	Q'TY
1	SELF - TAPPING SCREW 5 × 30MM		16PCS	3	ALLEN KEY M6		1PCS
2	WASHER M6 × 10 × 1.5MM		16PCS	4	SCREW M6 × 8 × 20MM		8PCS

### Note:

Phillips head screw driver is required in the assembly process; however, manufacturer does not provide this item.

# ASSEMBLY INSTRUCTIONS

## ASSEMBLY TIPS

- 1.Remove hardware from box and sort by size.
- 2.Please check to see that all hardware and parts are present prior to start of assembly.
- 3.Please follow attached instructions in the same sequence as numbered to assure fast & easy assembly.



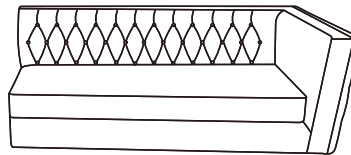
### WARNING!

- 1.Don't attempt to repair or modify parts that are broken or defective.Please contact the store immediately.
- 2.This product is for home use only and not intended for commercial establishments.



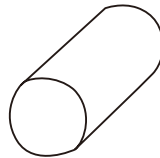
## PARTS IDENTIFICATION

(B) RAF LOVESEAT



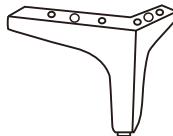
1 PC

(C) LUMBAR PILLOW



1 PC

(D) LEG



4 PCS

(E) PILLOW



1 PC

### Z HARDWARE PACKAGE:

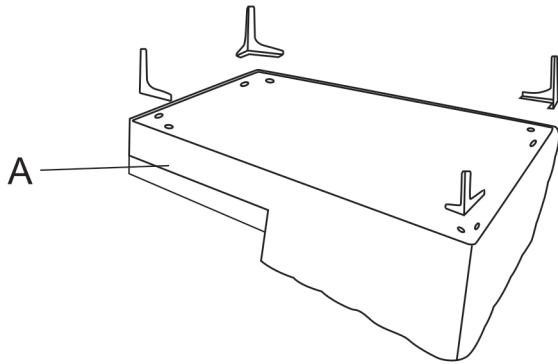
### B1 LEGS ARE IN B2

NO	DESCRIPTION	FIGURE	Q'TY	NO	DESCRIPTION	FIGURE	Q'TY
1	SEIF - TAPPING SCREW 5 × 30MM		16PCS	3	ALLEN KEY M6		1PCS
2	WASHER M6 × 10 × 1.5MM		16PCS	4	SCREW M6 × 8 × 20MM		8PCS

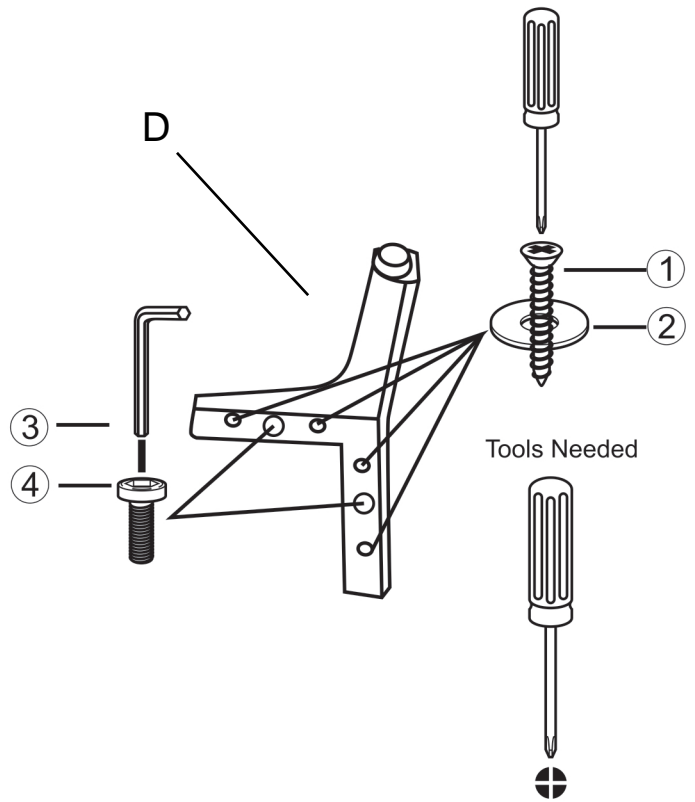
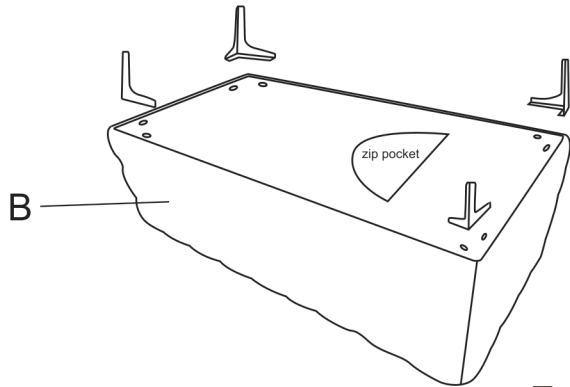
#### Note:

Phillips head screw driver is required in the assembly process;  
however, manufacturer does not provide this item.

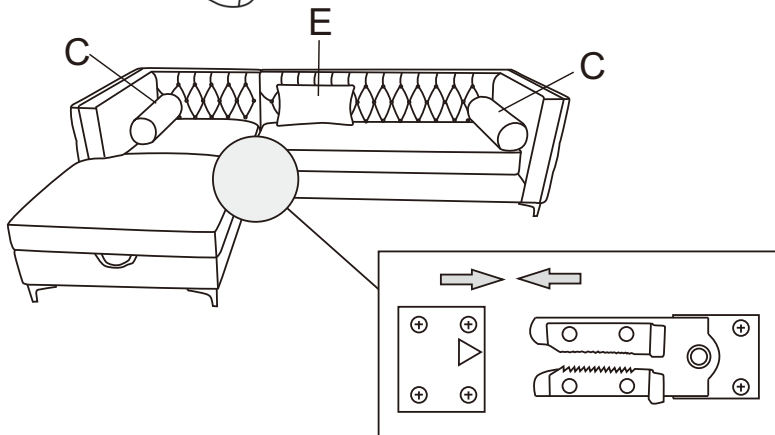
**STEP 1**




**STEP 2**



**STEP 3**



**STEP 4**



Note: Dimension tolerance  $\pm 5\%$

