


# THE RUGEN

Bathroom Collections



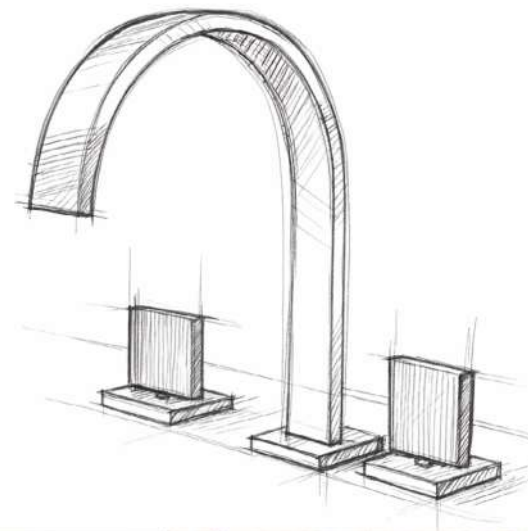
This series draws from structural archetypes—arched thresholds, linear spans, and points of intersection. These architectural primitives are reinterpreted at the scale of the hand, distilled into forms that feel both familiar and refined.



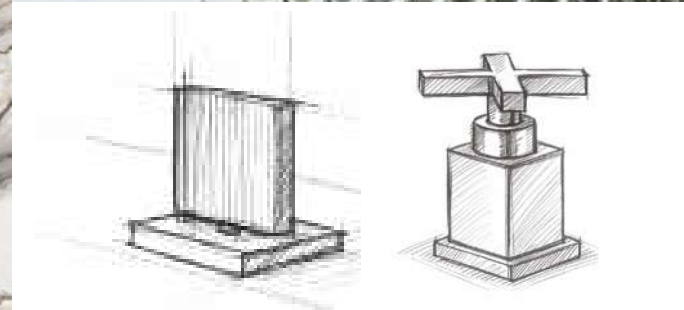





Each piece balances curve and line with spatial clarity. Arcs soften the silhouette, introducing rhythm and release. Straight lines define orientation, establishing structure. Cross-shaped backplates and squared volumes reinforce a logic of intersection and continuity. The result is a geometry that feels neither ornamental nor utilitarian—but precisely composed.



Edges are crisp, transitions restrained. Every interface—between handle and plate, spout and body—is treated with visual discipline. What appears simple is, in fact, measured. Every detail serves alignment, touch, and continuity.



Arc. Line. Intersection.



This is not a gesture. It's a vocabulary. The series offers a design language for those who build with geometry, who understand proportion as structure, and who seek clarity in form without redundancy.



Geometry  
in Composition