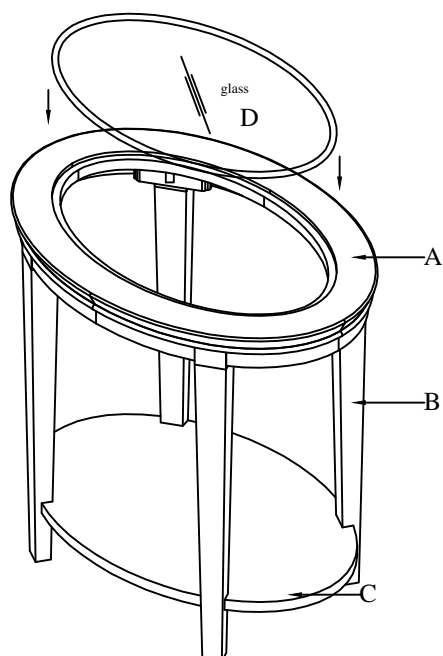


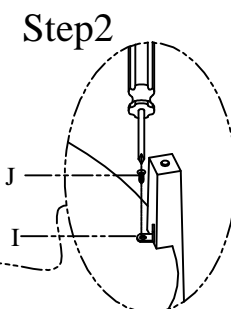
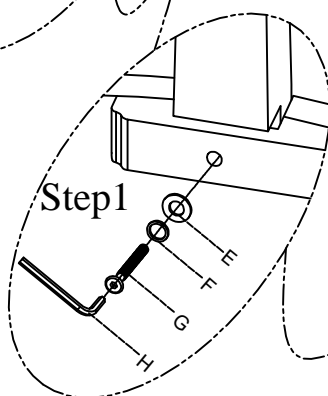
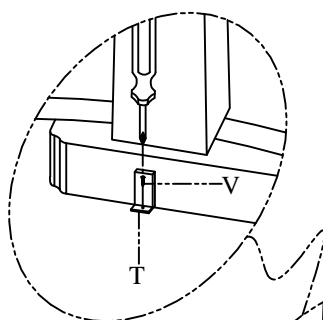
# ASSEMBLY INSTRUCTION

## 77-020 ROUND END TABLE



### IMPORTANT NOTES :

- . Place all wooden parts on a clean and smooth surface such as a rug or carpet to prevent the parts from being scratched.
- . Check to be sure that you have all parts and hardware.
- . Remove all wrapping materials, including staples and packing straps before you start to assemble.
- . Do not tighten all screws and bolts until completely assembled.
- . Keep all hardware out of the reach of children.



	Dimension	Shape	Quantity
E	flat washer #5/16"*19		4pcs
F	lock washer Ø5/16"		4pcs
G	bolt 5/16*32mm		4pcs
H	allen key 4mm		1pcs
I	metal		4pcs
J	Screw #4*15mm		8pcs
V	Screw #3*12mm		4pcs
T	metal bracket		4pcs

**MADE IN VIETNAM**