

Instruction Manual

Please save this manual for future reference.

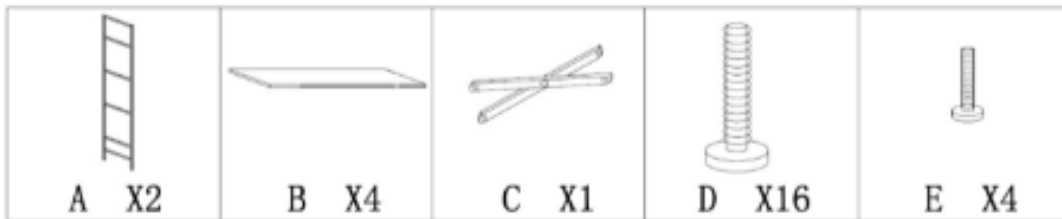
Product Name:	66.5in. H 4-Tier Wood Etagere Bookcase
----------------------	--

Thank you for purchasing this product. This product has been manufactured with the highest standards of safety and quality.

PLEASE READ ALL INSTRUCTIONS BEFORE ASSEMBLY.

Unpack all parts from Styrofoam and bubble wrap inside the carton to ensure there are no missing or damaged parts. If any parts are missing or damaged, do not attempt to assemble or use the product.

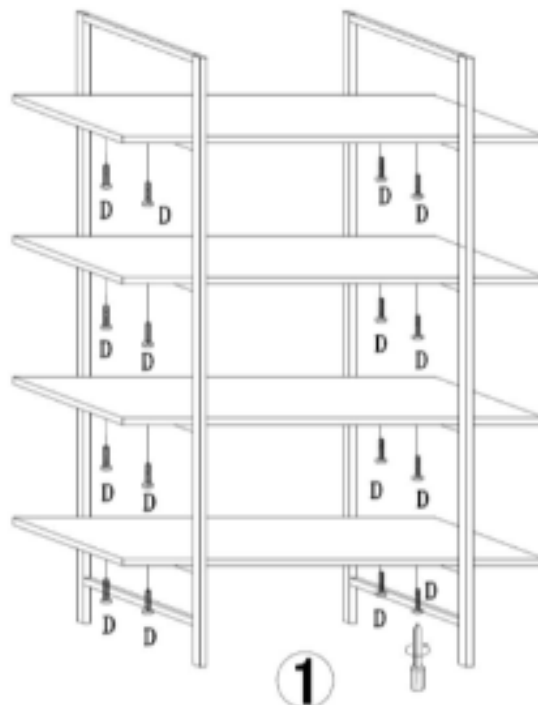
Carton Contents:



Tools required for assembly: Screwdriver (if using power tools, use with care)

Step 1:

Assemble the shelves (B) to the frames (A) using hardware (D).



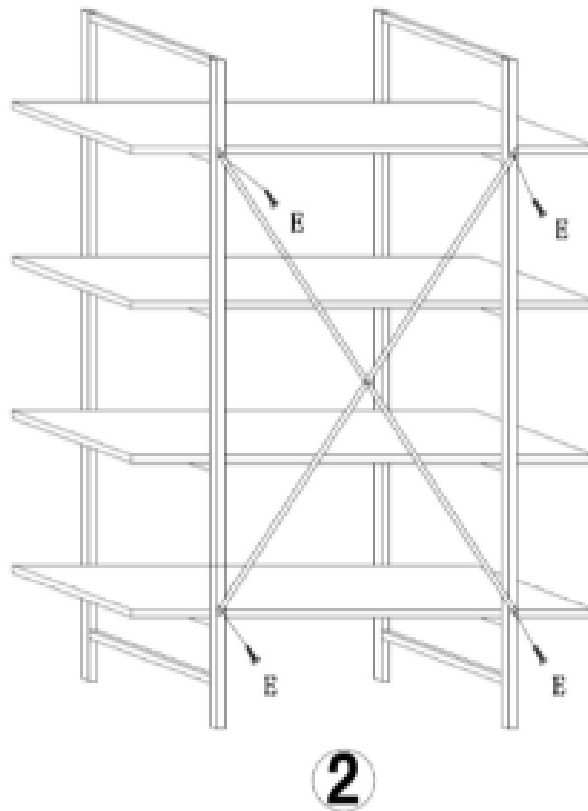
Instruction Manual

Please save this manual for future reference.

Product Name:	66.5in. H 4-Tier Wood Etagere Bookcase
----------------------	--

Step 2:

Attached the x-frame (C) to the back of the bookcase using hardware (E).



Gently shake the bookcase to ensure it is stable. Tighten as needed. Do not overtighten to avoid stripping the screws, or cracking the wood.



WARNING: FOR YOUR SAFETY! To avoid injury and/or damage, please do not climb on the shelves as this may cause serious bodily injuries and/or product damage.