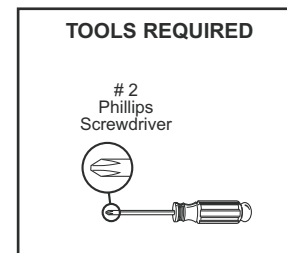
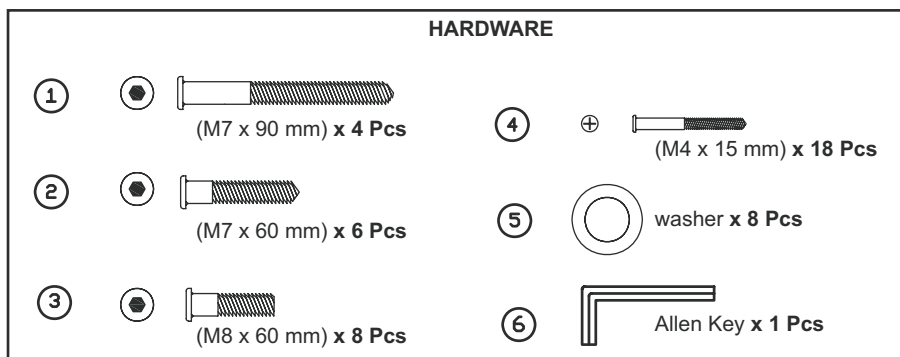
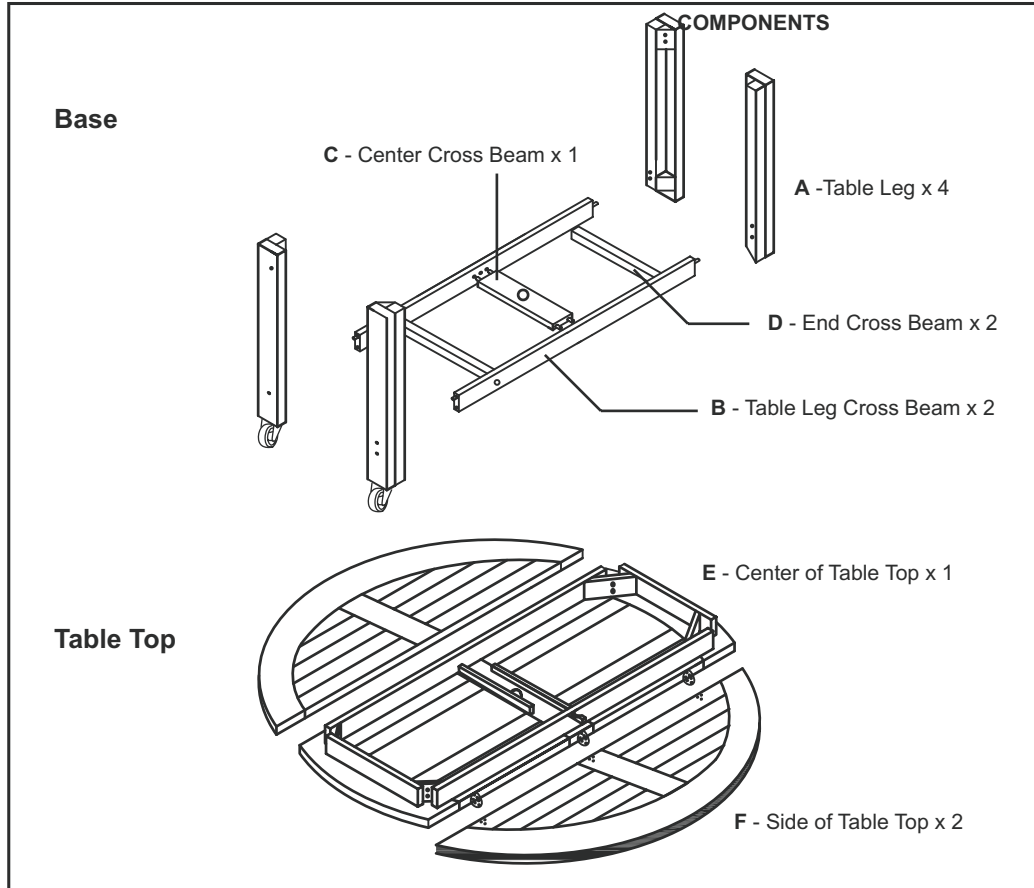
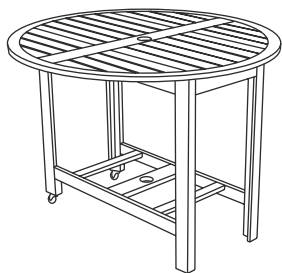


FOLDING ROUND DINING TABLE SET

Please check contents **before assembly**. If any items are missing or damaged, **do not take the unit back to the store**. Call for customer service and we will save you time by correcting any problems directly for you.



NOTE: • Read all assembly, use and care instructions, before starting.



FOLDING ROUND DINING TABLE SET

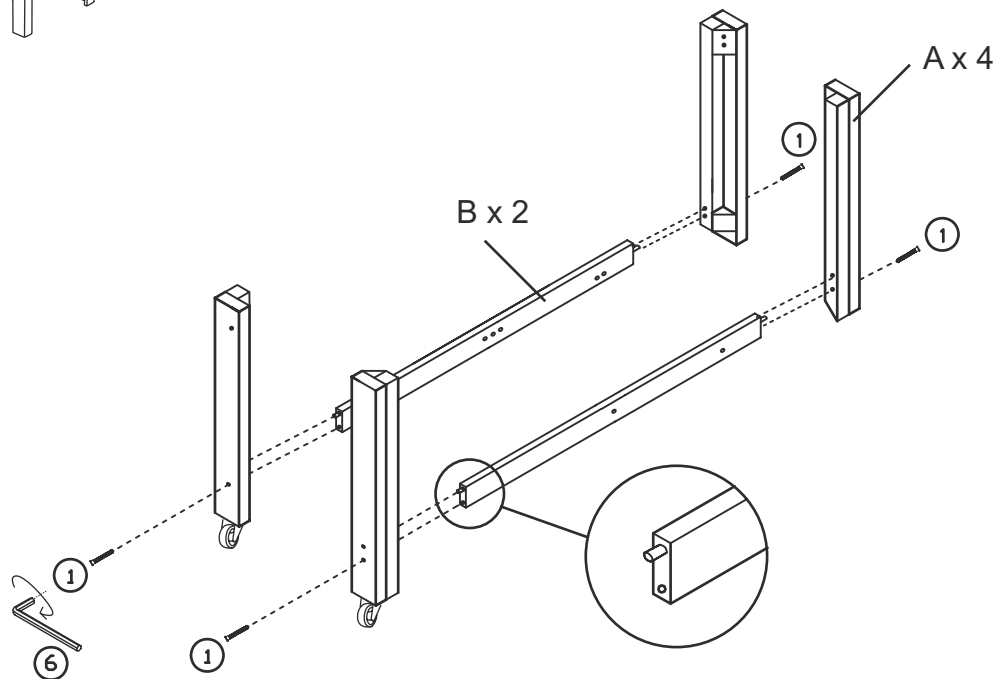


figure 1

STEP 1 Insert the doweled ends on the Table Leg Cross Beams (B) into the Table Legs (A). Secure with Bolts (1) and tighten using the Allen Key (6).

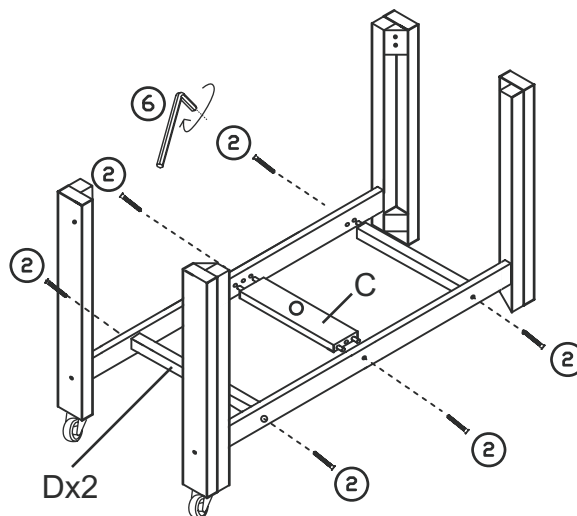
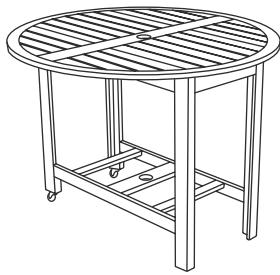


figure 2

STEP 2 Insert the doweled ends Center Cross Beam (C) and End Cross Beams (D) into the Table Leg Cross Beams. Secure with Bolts (2) and tighten using the Allen Key (6).



FOLDING ROUND DINING TABLE SET

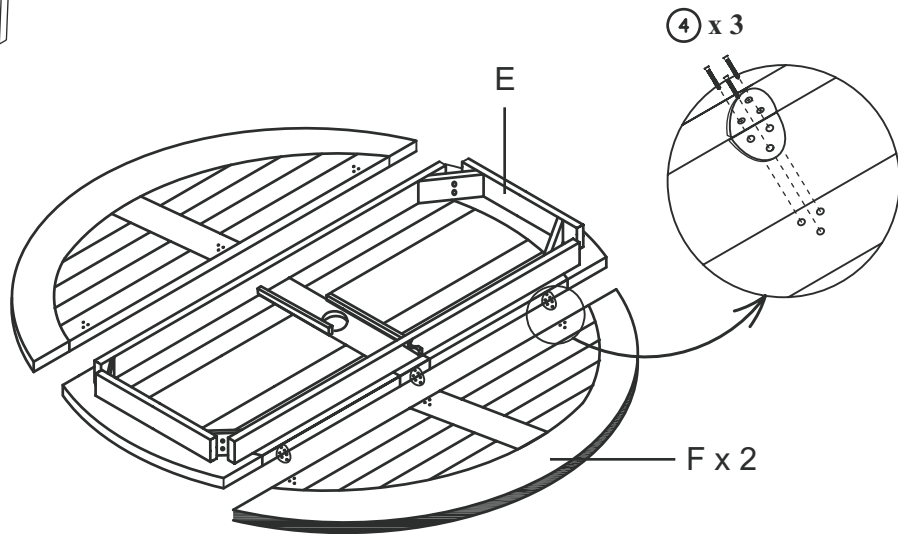


figure 3

STEP 3 Lay the table top panels gently upside down as shown in Figure 4.
Secure the Sides of the Table Top (F) to the hinges of the Center of Table Top (E) using (4) Screws for each hinge.
Secure using Phillips screwdriver.

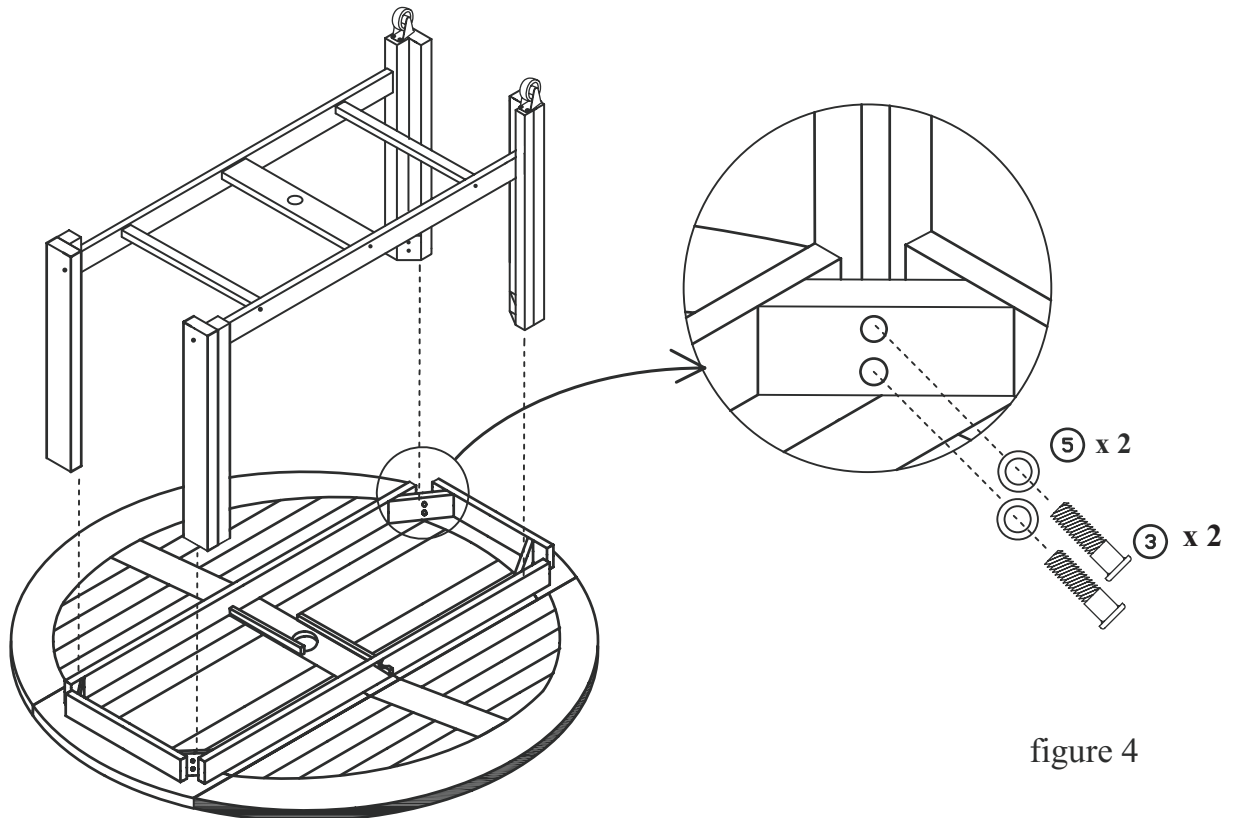
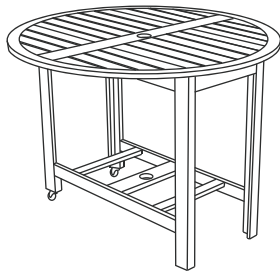


figure 4

STEP 4 Flip the Base of the Table upside down and place Table Leg ends into place.
Secure with washers (5) and (3) Bolts using Allen Key.



FOLDING ROUND DINING TABLE SET

USE INSTRUCTIONS

Once assembled, the sides of the table top (F) will hang down. This is the folded position.



figure 5

To secure sides of the table top (F) into a table position, secure one side at a time. Lift the side of the table top (F). Reach underneath to pull the support beam out from the center of the table top (E). Slide the support beam underneath the side of the table top until it stops.

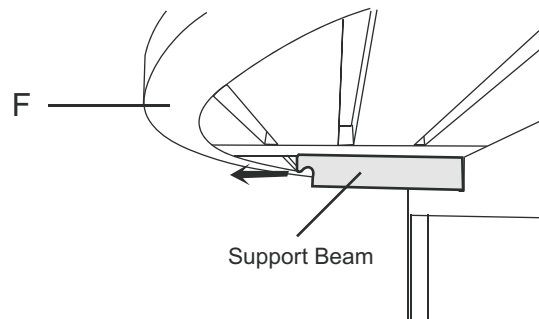


figure 6

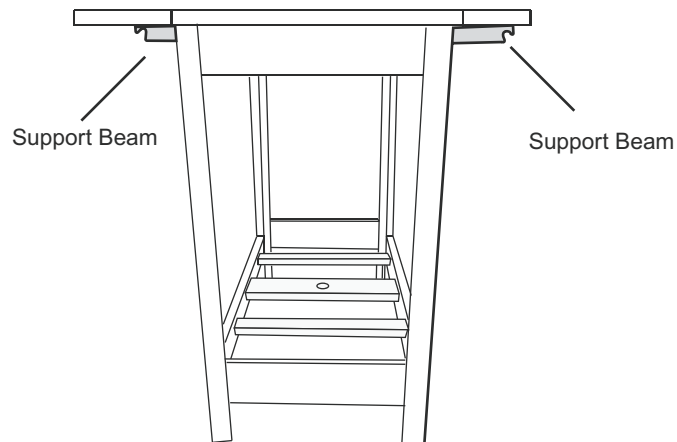
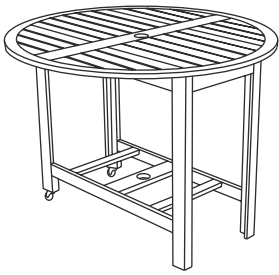


figure 7

To fold the table back down, hold the side of the table top (F) and push the support beams back into the center of the table top (E). Gently lower the side panels into the folded position.



FOLDING ROUND DINING TABLE SET

CARE INSTRUCTIONS

Thank you for choosing
the Folding Round Dining Table Set,
enjoyment for many years to come!

. With little care and maintenance of
will provide you with comfort and

may be used both indoor and outdoor.

The Folding Round Dining Table Set has been treated with an oil-based stain. If used outdoors, staining or repainting with an oil-based weatherproof coating of your choice before use, and continued once a year, may increase the life expectancy and maintain the look of

Cover the Table Set during harsh weather to keep it from weathering.

Rinse any panels with water to clean.

When assembling , please handle all panels and/or hardware
with care to avoid any possibilities of damages and/or injuries.