

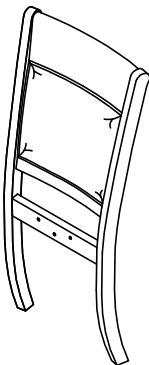
ASSEMBLY INSTRUCTIONS

DIMENSIONS
18.9"W x 24 .4"D x 40"H

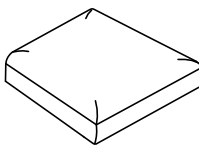
DO NOT FULLY TIGHTEN BOLTS UNTIL THE ENTIRE ITEM IS COMPLETELY ASSEMBLED

PART LIST

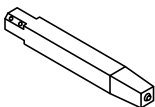
(A) Back Assembly (1pc)



(B) Seat Assembly (1pc)

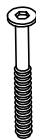


(C) Front Leg Assembly(2pcs)



HARDWARE LIST

Long Bolt



(1) Ø1/4"x75mm
(4 pcs)

Medium Bolt



(2) Ø1/4"x50mm
(4 pcs)

Short Bolt



(3) Ø1/4"x40mm
(3 pcs)

Spring Washer



(4) Ø5/16"x13mm
(11 pcs)

Flat Washer



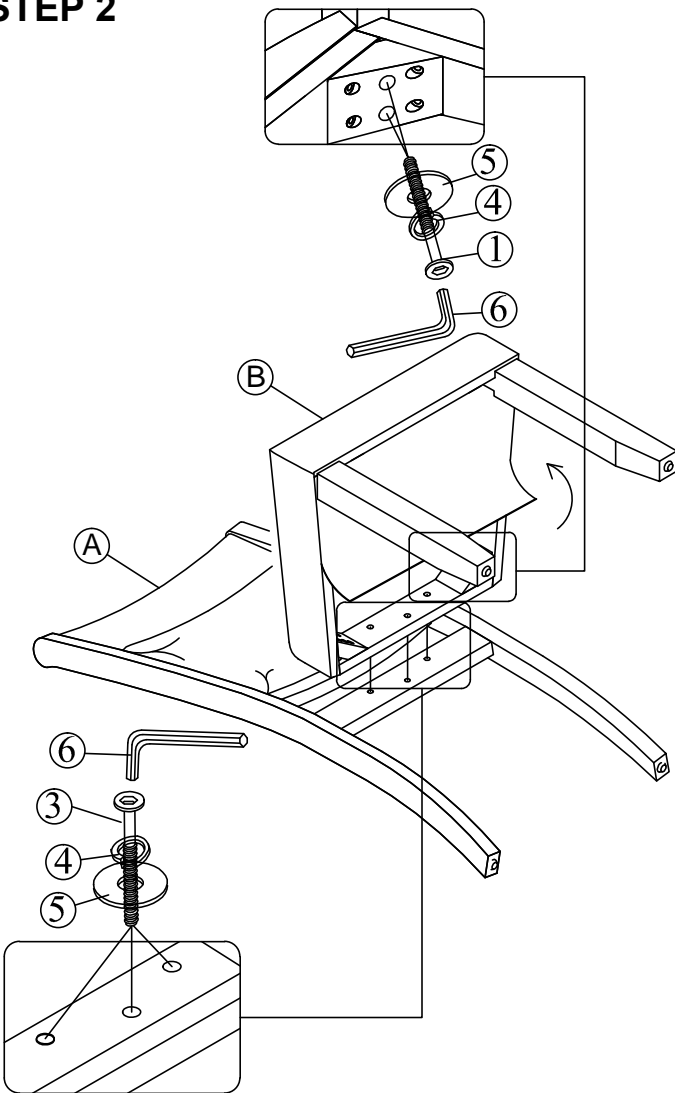
(5) Ø5/16"x19mm
(11 pcs)

Allen key

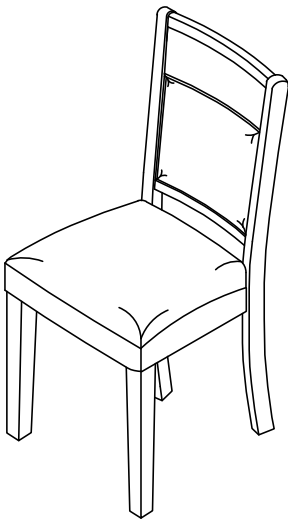
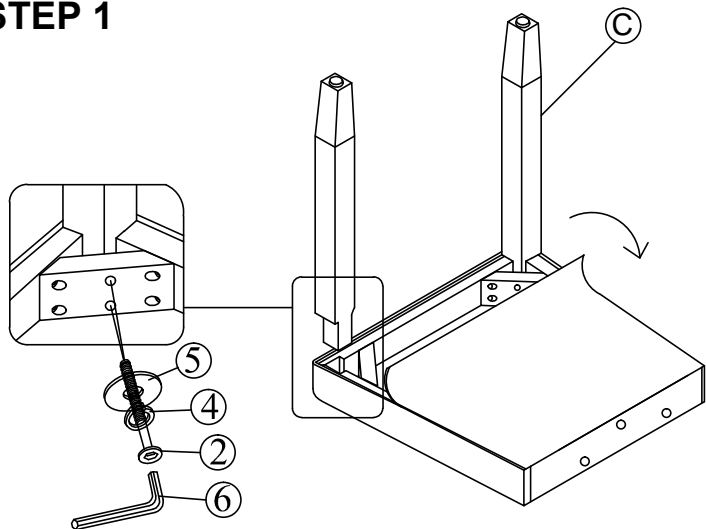


(6) 4mm(1 pc)

STEP 2



STEP 1



Complete