

## 10 YEAR MANUFACTURER'S LIMITED WARRANTY

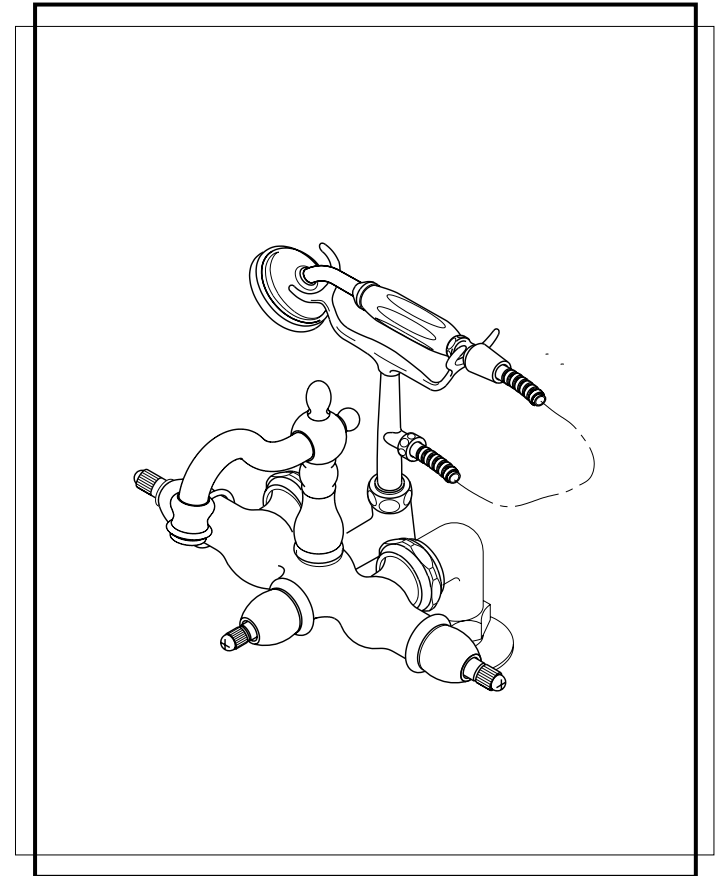
All parts of this Elements Of Design faucet are warranted to the original retail purchaser to be free from defects in material and workmanship for a period of ten(10) years from the date of purchase as shown on the purchaser's receipt. This warranty is limited to defective parts only, labor charges and/or damage resulting from improper installation, repair or replacements, as well as incidental and consequential damages connected therewith are excluded.

Any damage to this faucet as a result of misuse, abuse, neglect, accident for improper installation or any use not consistent with the instructions furnished by Elements of Design, will void this warranty. Replacement parts can be obtained from your local dealer.

### CAUTION!!!

1. Water lines must be completely flushed before use, to avoid bris & clogs in your water system leading to mal-function and reduction of water flow.
2. Warranty to be void if water lines are not flushed before use of new faucet.
3. Use of abrasives of any strength may damage the finish of your faucet and void this warranty.

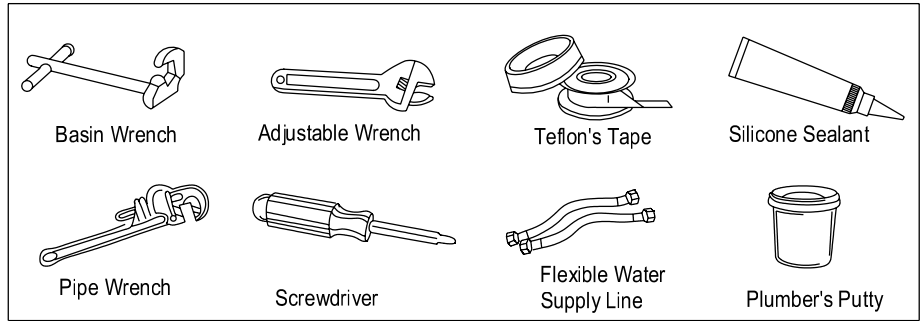
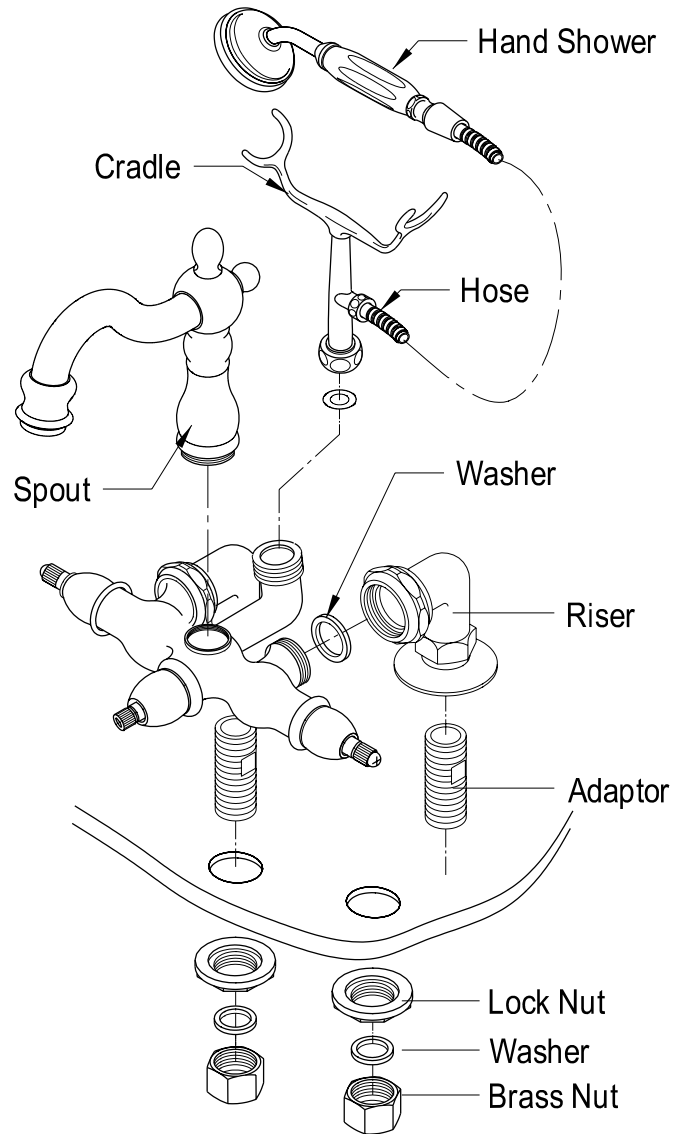
CODE APPROVAL: LA#M-000018



Elements  
Of Design

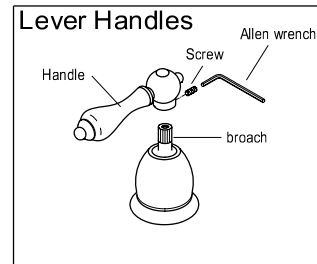
T 909.465.6687 F 909.548.6843 1877.FAUCET.1  
www.eodfaucet.com  
email: support@eodfaucet.com

# INSTALLATION SHEET



**NOTE:**

1. USE TEFLON TAPE ON ALL THREADED CONNECTIONS
2. FLUSH LINE BEFORE FAUCET INSTALLATION TO REMOVE DEBRIS IN LINES.
3. NO PLUMBER'S PUTTY ON ANY FINISH TO CORRODE FINISH OF FAUCET SURFACE.



## ASSEMBLY INSTRUCTIONS FOR HANDLES

**Lever Handles :**

1. Be sure the broaches screws are tightened before installing the lever handles.
2. Put the lever handles on the broaches and Tighten using the alien wrench provided.