ASSEMBLY INSTRUCTIONS

MODERN METAL STORAGE CABINET F

Thank you for choosing our product.
Please read this instruction manual carefully
before assembly and keep it for future reference.

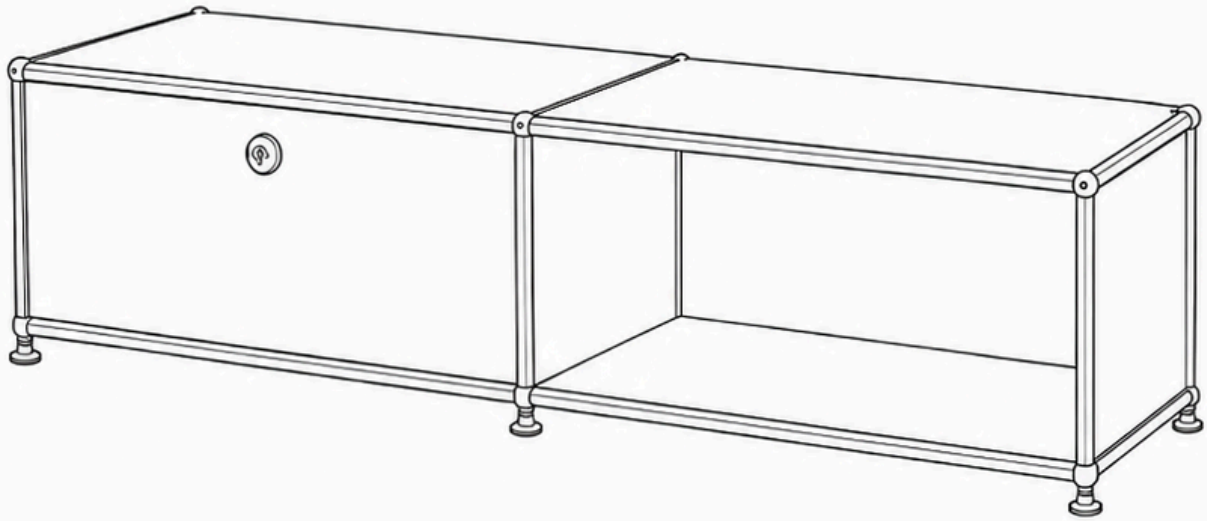

2-PERSON ASSEMBLY RECOMMENDED

For safety and ease, 2 people are recommended.

ASSEMBLY TIME ABOUT 60 MIN

Assembly time may vary depending on experience.

TOOLS REQUIRED (INCLUDED)

All necessary tools are included in the package.

MAX LOAD

Please do not exceed the maximum load capacity.

IMPORTANT: Please verify that all parts are included before assembly.
If you have any questions, please contact our customer support.

PARTS CHECKLIST

Please verify that all parts are included before assembly.

PICTURE	ID	PART NAME	QTY
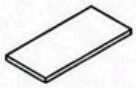	A	Metal Panel (750 x 350 mm)	4
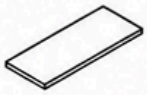	B	Metal Panel (750 x 250 mm)	2
	C	Metal Panel (350 x 250 mm)	3
	D	Door Panel (750 x 250 mm)	1
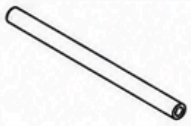	E	Stainless Steel Pipe 750 mm	8
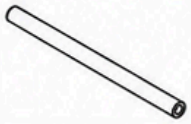	F	Stainless Steel Pipe 350 mm	6
	G	Stainless Steel Pipe 250 mm	6
	H	Metal Ball	12
	I	Expansion Sleeve Screw	40
	J	Adjustable Feet	6
	K	Lock Cylinder	1
	L	Lock Housing	1

PICTURE	ID	PART NAME	QTY
	M	Metal L Bracket	2
	N	Washer Plate	6
	O	Soft-Close Hinge	2
	P	Plastic L Bracket	2
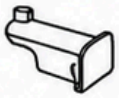	Q	Door Catch	2
	R	Screw (3 x 25 mm)	2
	S	Screw (4 x 25 mm)	6
	T	Screw (4 x 13 mm)	2
	U	Hex Key	1
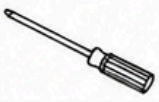	V	Screwdriver	1
	W	Long Assembly Tool	1

VIDEO INSTALLATION GUIDE

VIDEO INSTALLATION GUIDE

Scan the QR code to watch the step-by-step assembly video.



WATCH BEFORE YOU START

The video will help you assemble the product quickly and easily.

THANK YOU

Thank You for Choosing Us

We hope you enjoy your new furniture.

If you have any questions regarding assembly, missing parts, damaged components, or product quality, please feel free to contact our customer support team.

We are committed to providing prompt assistance and ensuring your complete satisfaction.

Email: **shenzhenqingzhu@163.com**

Your Satisfaction Is Our Priority.