

FAX COVER SHEET

TO _____

COMPANY _____

FAXNUMBER _____

FROM _____

DATE _____

RE _____

4' Swing 5' Swing

PLEASE DO NOT RETURN THIS PRODUCT TO THE STORE

SHOULD THERE BE A PROBLEM, WE CAN HELP!

MOST PROBLEMS CAN BE RESOLVED WITHOUT THE BURDEN OF RETURNING THE SWING TO THE RETAILER.

ASSEMBLY INSTRUCTIONS

It is important that all instructions be read before assembly.

WARNING

Never stand or allow children to stand in this swing! Do not allow anyone under or behind swing when in motion.

Weight capacity 500 lbs.

FOR RESIDENTIAL USE ONLY. NOT FOR USE AS A STORE DISPLAY.

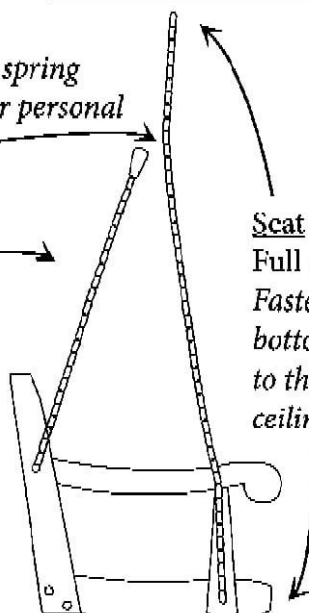
Important Furniture Care

Unless used under cover, a coating of water repellent should be applied to the surface at least once a year or this swing may be painted with an outdoor paint. It can be painted or stained immediately. This will slow the natural aging process and reduce surface checking. This product is manufactured from cypress.

Adjust safety spring
snaps for your personal
comfort.

Back
Short Chain
Fasten to the back
piece of the swing.

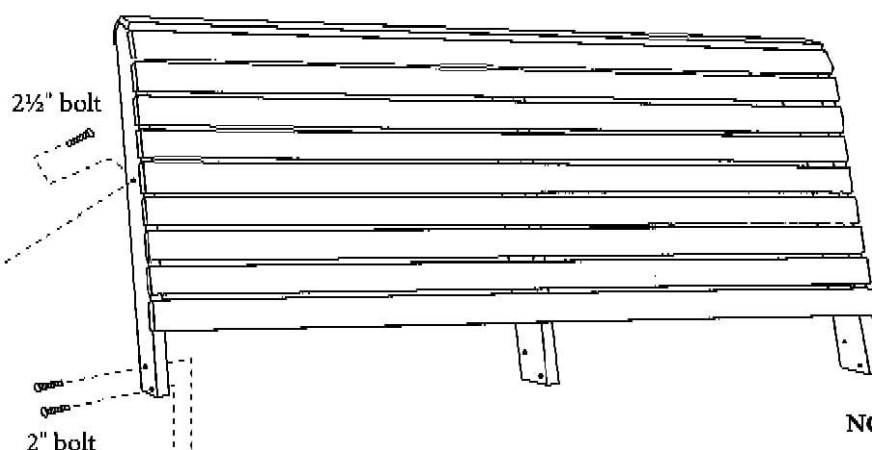
Seat
Full Support Chain
Fasten from the
bottom of the seat
to the top of the
ceiling.



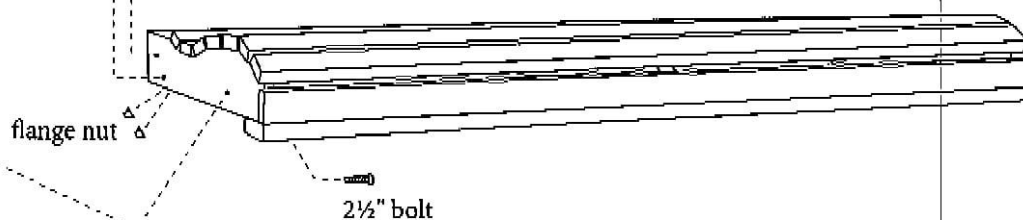
IMPORTANT!

Do not tighten any nuts until assembly is complete.

NOTE: BACK HAS 11 SLATS



NOTE: SEAT HAS 10 SLATS



SHOULD YOU EXPERIENCE ANY PROBLEMS, WITH MISSING PARTS OR ASSEMBLY, PLEASE CALL US. MANY PARTS CAN BE SHIPPED WITHIN 24 HOURS. DUE TO THE SIZE OF THIS UNIT, PLEASE DO NOT RETURN TO THE RETAILER BEFORE CALLING OR EMAILING.

TOOLS NEEDED
1/2" Box end wrench
Hammer

4' SWING
HARDWARE PACKAGE
4 2 1/2" bolt
6 2" bolt
14 flange nuts

5' SWING
HARDWARE PACKAGE
4 2 1/2" bolt
8 2" bolt
16 flange nuts

Note: The 4' swing will have two extra 2" bolts and two extra flange nuts.

