


Chair



NOTICE



Please keep these instructions for future reference.

Dear Customer

- Thank you for your purchase. When you receive the product, please make sure that all the parts are intact. Then follow the entire installation instructions to install!
- When installing, please be careful not to tighten the screws immediately! You need to make sure that all the screws are secured to 80%, then tighten them!

If problem occur unsatisfactorily as follows

- A . The outer box is damaged
- B . The product is damaged / bent / cracked while you open the box
- C . The parts / accessories / assembly tools are missing
- D . The instructions are not clear and can not be referred
- E . The product has functional problems
- F . Other aspects that you are not satisfied with

Please feel free to contact us for help.

AFTER-SALE

Guaranteed Customer Service

Your shopping experience is very important to us!

Feel unsatisfied? Contact us!


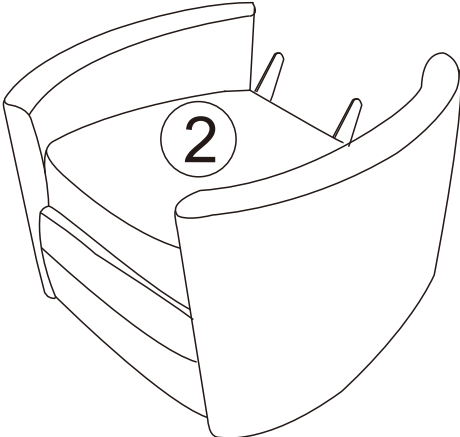

Have any questions? Contact us!

Wanna Share how wonderful our smart promakes your home?

Share your pictures with us.

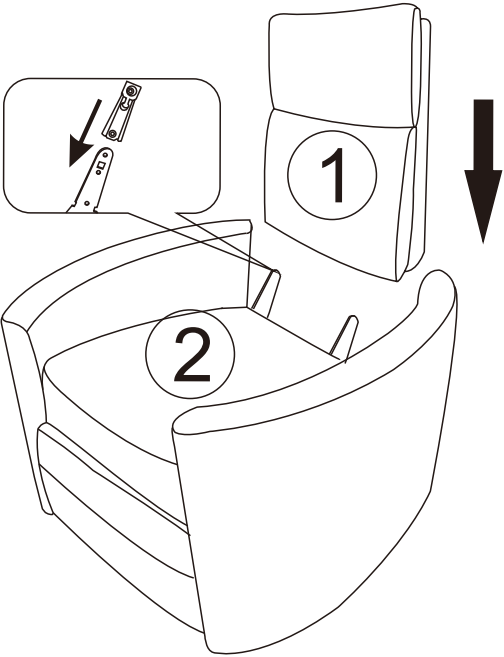
Any suggestions? Contact us!

PART LIST




STEP

1

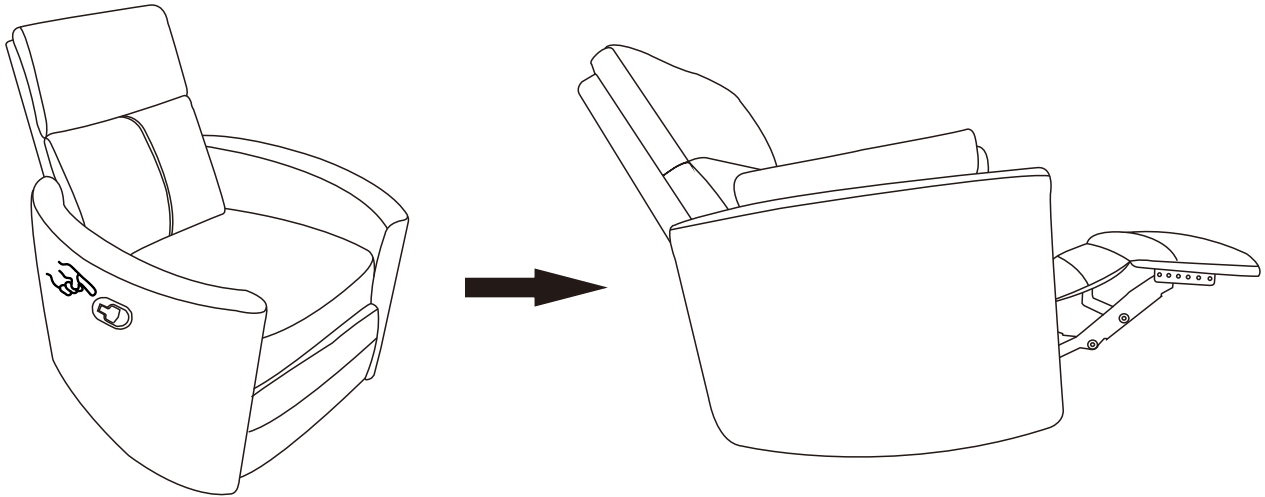


STEP

2



3



Please note: We provide fast after-sales service, don't worry if there is something wrong with the package you received. Please contact us first, we will reply you in time!