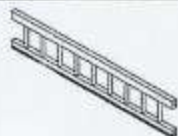



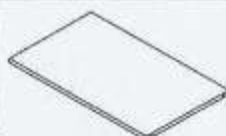
LIST



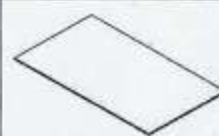
C*2



D*2



E*1



F*1



N*2



①*18



②*4



③*4



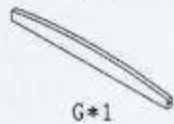
④*8



⑤*1



H*2



G*1



J*2



K*1

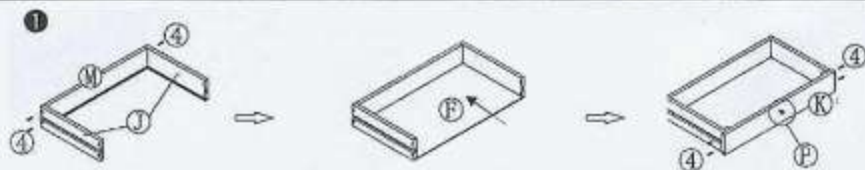


M*1

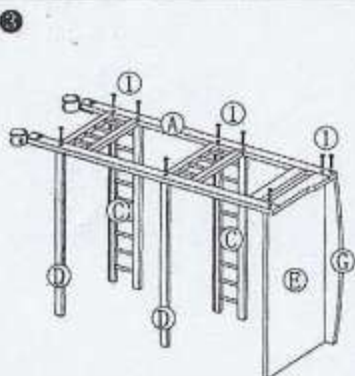
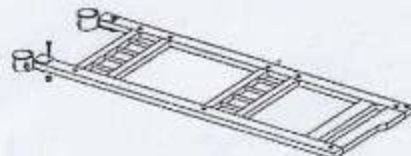


P*1

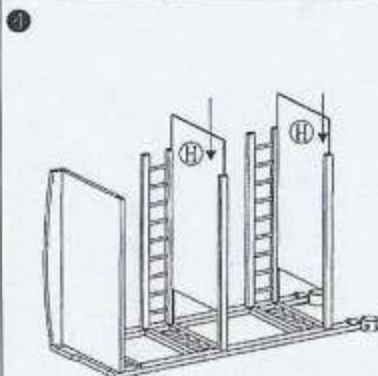
STEPS



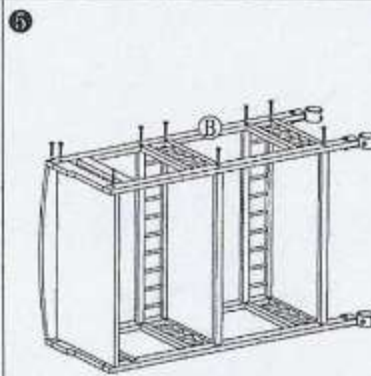
Use No.4 to install the drawer Use P and No.5 to install the drawer



Install C/D/E/G on A
with screw No.1



Insert H



Install with screw No.1



Insert the drawer