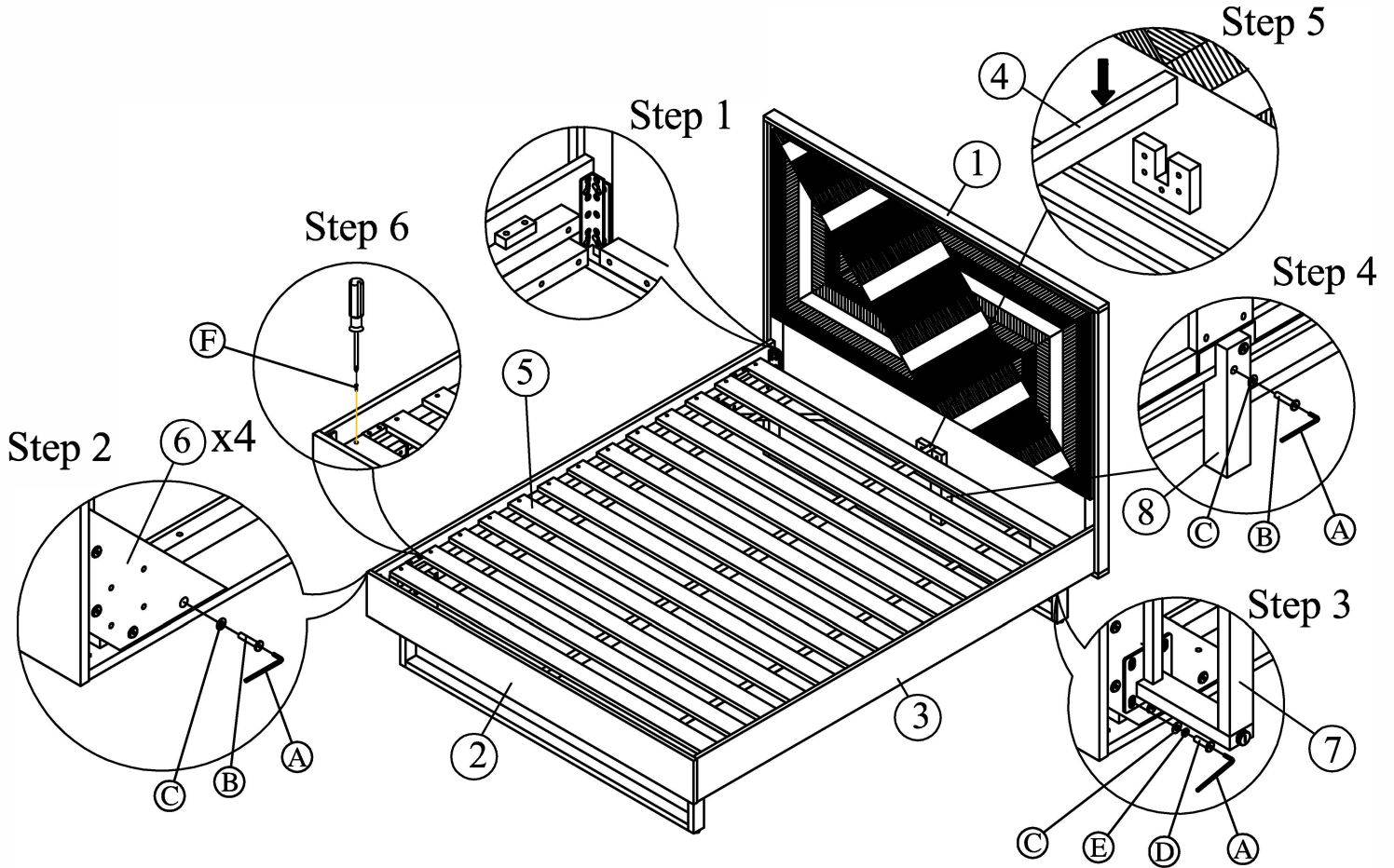


BED

ASSEMBLY INSTRUCTION







CAUTION: PLEASE READ ALL INTRUCTIONS BEFORE STARTING THE ASSEMBLY OF THIS PRODUCT. THESE PIECES ARE HEAVY. IN ORDER PREVENT PERSONAL INJURY AND ENSURE THAT THIS PRODUCT IS NOT DAMAGED DURING THE ASSEMBLY PROCESS, IT IS STRONGLY RECOMMENDED THAT YOU ENLIST THE ASSISTANCE OF ONE OR MORE PEOPLE.



LIST OF PARTS AND HARDWARE

| No. | Description | Q'ty |
|-----|-----------------|------|
| 1 | Headboard Panel | 1 |
| 2 | Footboard Panel | 1 |
| 3 | Side Rail | 2 |
| 4 | Middle Rail | 1 |
| 5 | Slat | 12 |
| 6 | Wooden Buckets | 4 |
| 7 | Legs | 2 |
| 8 | Middle Support | 1 |

LIST OF PARTS AND HARDWARE

| No. | Description | Q'ty |
|-----|--|------|
| A |  Allen Key 4mm | 1 |
| B |  Bolt Ø8 x 40mm | 18 |
| C |  Washer Ø10x22x2mm | 34 |
| D |  Bolt Ø8 x 30mm | 16 |
| E |  Locked Washer Ø8x14x2mm | 16 |
| F |  Screw Ø4 x 30mm | 26 |