

HOW TO INSTALL: HOOKS AND HOOK RAILS

WHAT YOU WILL NEED:



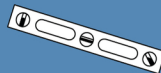
Tape Measure



Screwdriver



Drill



Level



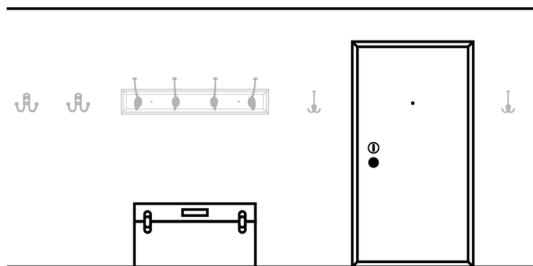
Screws and
Hardware

STEPS 1-2-3:

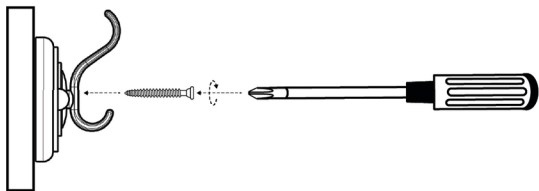
1. SELECT HOOK OR HOOK RAIL



2. FIND YOUR LOCATION TO HANG THE HOOK OR HOOK RAIL



3. MOUNT HOOK WITH INCLUDED INSTALLATION HARDWARE



FOR FULL DETAILS, PLEASE SEE COMPLETE INSTRUCTIONS INCLUDED WITH ITEM