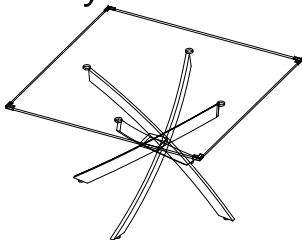


# Assembly Instructions



Please install the products on carpet or soft place

## Parts List

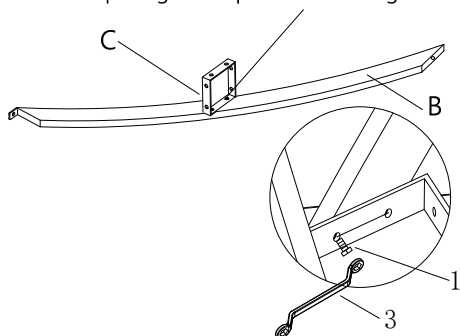
No.	Sketch	Description	Qty
A		Glass Top	1
B		Leg	4
C		Iron Box	1
D		Adjustable Feet	4

## Hardware List

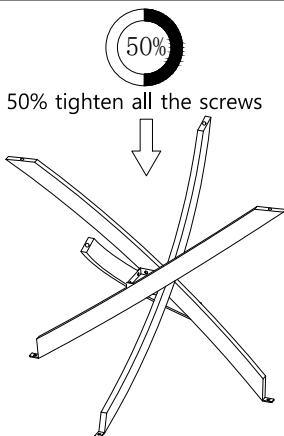
No.	Sketch	Description	Qty
1		Bolts M8x16	8
2		Bolts M8x8	4
3		Offset Ring Spanner	1
4		Allen Key	1
5		Plastic Protection Corner	4

## STEP 1

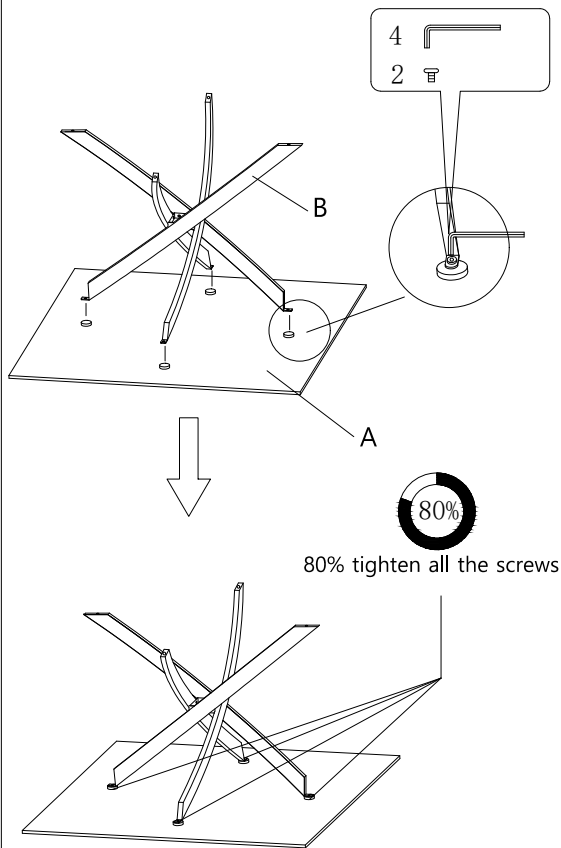
The hole spacing corresponds to the leg



Note: The opening direction of the box should be consistent with the picture



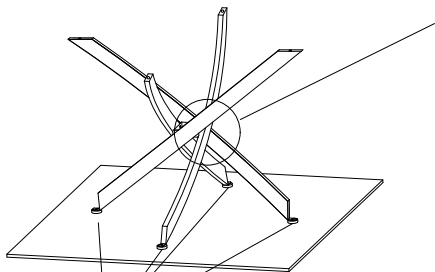
## STEP 2



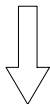
### STEP 3



80% tighten all the screws



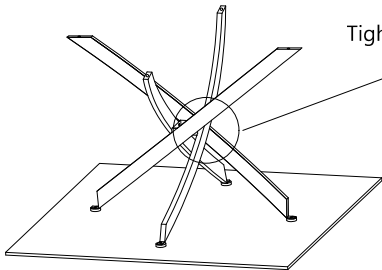
Tighten all the screws



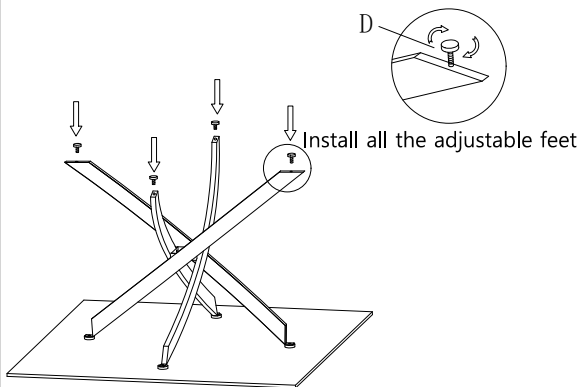
After aligning feet



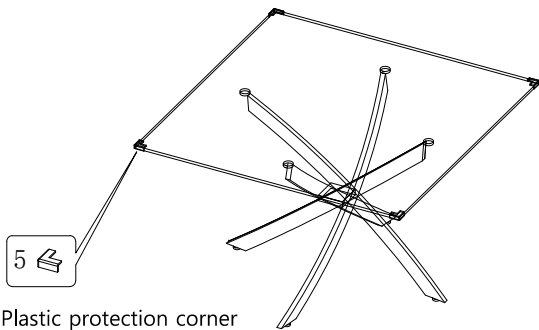
Tighten all the screws



## STEP 4



## STEP 5



COMPLETED

