



Assembly instructions



Packing List


A



Ottoman Body

1 pc

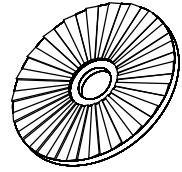
B



Wooden Foot

4 pcs

C

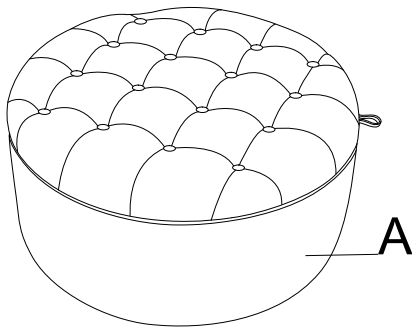


Gasket

4 pcs

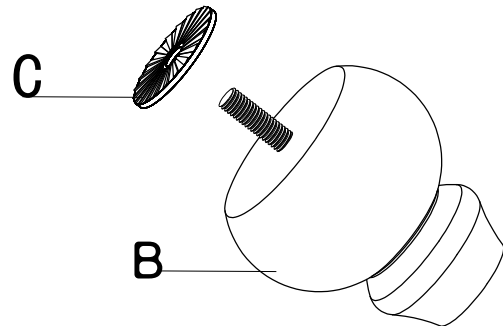
Step 1

Open the ottoman and take out all the accessories.



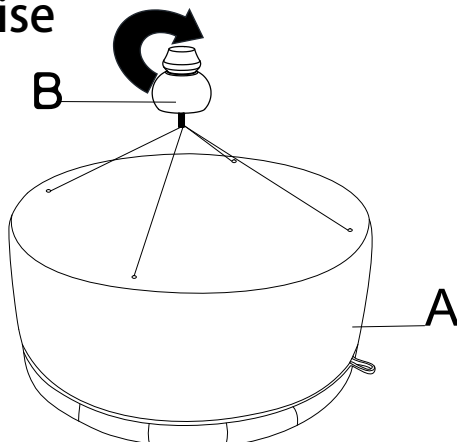
Step 2

Place the gasket onto the screw of the wooden foot.



Step 3

Tighten the wooden foot clockwise



Step 4

Finished

