







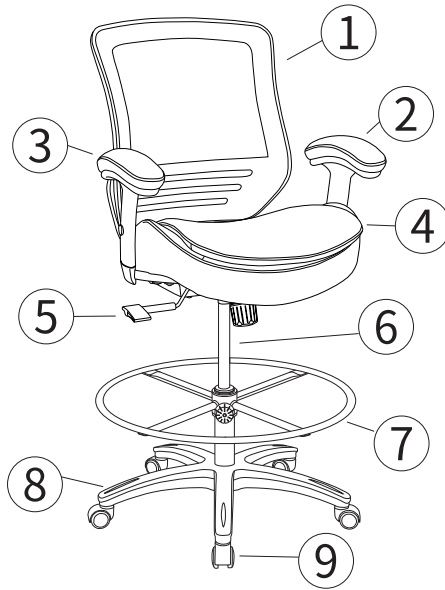


# INSTRUCTION MANUAL

- A**  ×4
- B**  ×6
- C**  ×4
- D**  ×4
- E**  ×1
- F**  ×4
- G**  ×6
- H**  ×4



- 1. Back Frame**
- 2. Left Arm**
- 3. Right Arm**
- 4. Seat**
- 5. Control Mechanism**
- 6. Cylinder Column**
- 7. Foot ring**
- 8. Base**
- 9. Castor**

