


OPERATING INSTRUCTIONS

Assembly Instructions



A 1PC



B 2PCS



C 1PC



D 1PC



E 4PCS

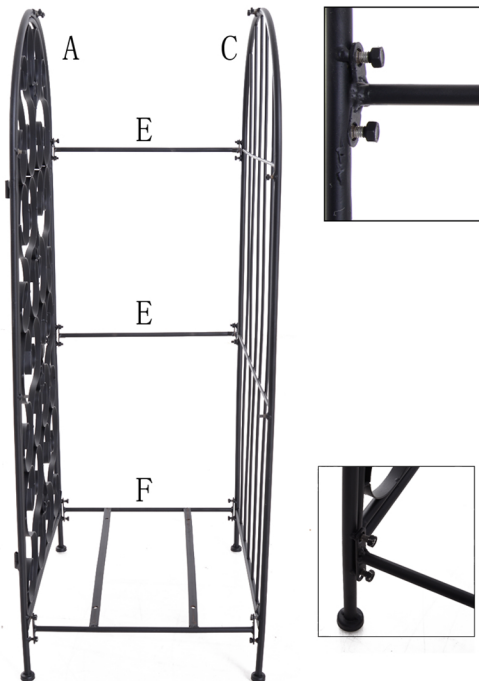


F 1PC



G 1PC

STEP 1




STEP 2



Assembly Instructions

STEP 3 E



STEP 4

